

School Meal Programs in Europe

Based on the results of the 2024 Global Survey of School Meal Programs ©

The **Global Survey of School Meal Programs ©** aims to strengthen the work of the global school meal network by developing a comprehensive description of all the core aspects of large-scale school meal programs around the world.

The **Global Child Nutrition Foundation (GCNF)** is committed to helping governments build national programs that provide nutritious, locally-sourced meals for all children.

School Meals in Europe at a Glance



39.2 million children were fed by school meals. 63% of primary school-age children were fed and 27% of secondary school-age children were fed.



68% of countries had a national school feeding policy.



\$14.9 billion USD was allocated to school meal programs. 57% of countries had a national budget line item dedicated to school feeding.



98% of countries purchased at least some food from domestic sources.

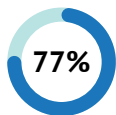
School Meal Programs in Action

- The Restopolis program in **Luxembourg** maintained a special focus on providing jobs or income-generating opportunities for people with mental disorders.
- In the **Netherlands**, schools received weekly storage and consumption advice, with proper storage facilities at distribution hubs.
- In **Romania**, educational materials distributed through the school meal program presented information about healthy eating habits, agriculture, supply chains and local products, organic production, sustainable production, and combating food waste.

Ensuring Healthy Diets & Food Systems

90% of programs had an **objective to meet nutritional and/or health goals**. On average, school meal programs in Europe served foods from **7.5 healthy food categories**, compared to the **global average of 6.8 healthy food categories**.

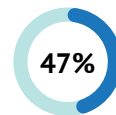
Program Approaches to Prevent or Mitigate Overweight/Obesity



of programs incorporated food and nutrition education



of programs incorporated health education

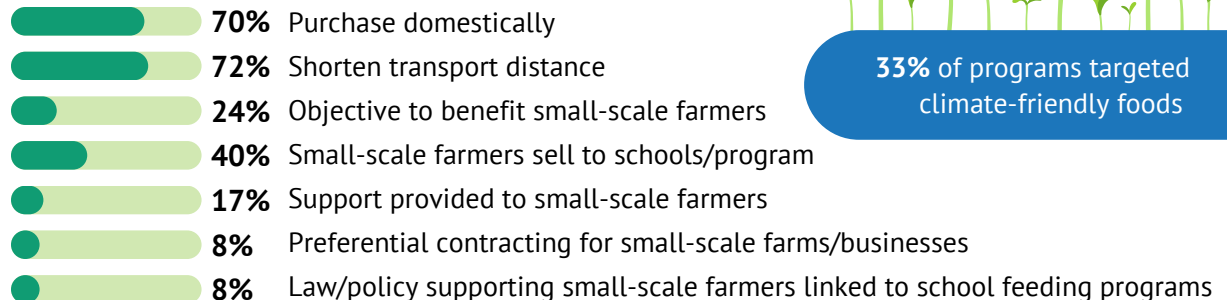


of programs had nutritional requirements for food baskets

Home-Grown School Feeding (HGSF) Indicators

HGSF enhances food diversity and strengthens local food systems.

19% of programs in Europe **exhibited 4 or more HGSF indicators**, compared to the **global average of 47%**.



%= Share of programs



33% of programs targeted climate-friendly foods