





# School Meal Programs in Africa

Based on the results of the 2024 Global Survey of School Meal Programs ©

The **Global Survey of School Meal Programs** © aims to strengthen the work of the global school meal network by developing a comprehensive description of all the core aspects of large-scale school meal programs around the world.

The **Global Child Nutrition Foundation (GCNF)** is committed to helping governments build national programs that provide nutritious, locally-sourced meals for all children.

## School Meals in Africa at a Glance

-  **82.2 million children were fed by school meals.** 31% of primary school-age children were fed and 5% of secondary school-age children were fed.
-  **91% of countries had a national school feeding policy.**
-  **\$2.3 billion USD was allocated to school meal programs.** 80% of countries had a national budget line item dedicated to school feeding.
-  **88% of countries purchased at least some food from domestic sources.**

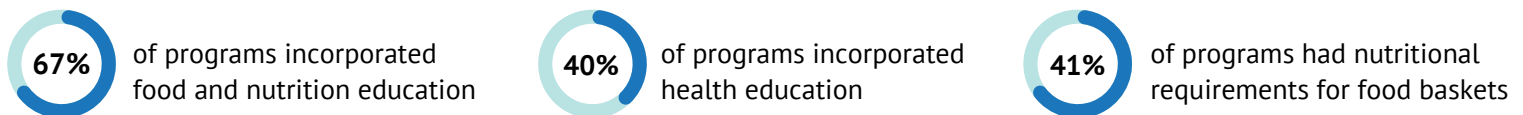
## School Meal Programs in Action

- In **Mauritania**, entrance examination success rates were higher in schools with canteens.
- **Uganda's** program mobilized communities, especially women farmers, to produce nutrient-rich foods like iron-rich beans and sweet potatoes.
- In **Morocco**, produce from school gardens was used to anchor an environmental education program.
- In **Zimbabwe**, schools were included in the Presidential Borehole Drilling Scheme, enhancing potable water access for school programs.

## Ensuring Healthy Diets & Food Systems

93% of programs had an **objective to meet nutritional and/or health goals**. On average, school meal programs in Africa served foods from **5.9 healthy food categories**, compared to the **global average of 6.8 healthy food categories**.

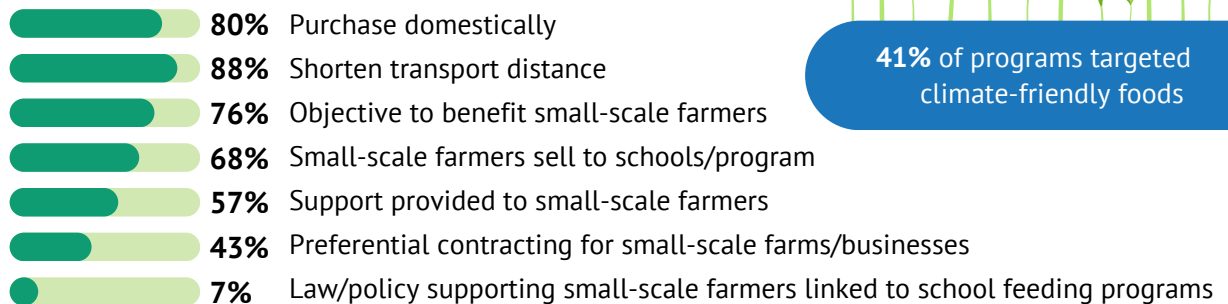
## Program Approaches to Prevent or Mitigate Overweight/Obesity



## Home-Grown School Feeding (HGSF) Indicators

HGSF enhances food diversity and strengthens local food systems.

**63% of programs** in Africa exhibited **4 or more HGSF indicators**, compared to the **global average of 47%**.



%= Share of programs



**41% of programs targeted climate-friendly foods**