

# global child nutrition

F O U N D A T I O N

## School Meal Programs in Africa



**\$1.56** Billion Budget



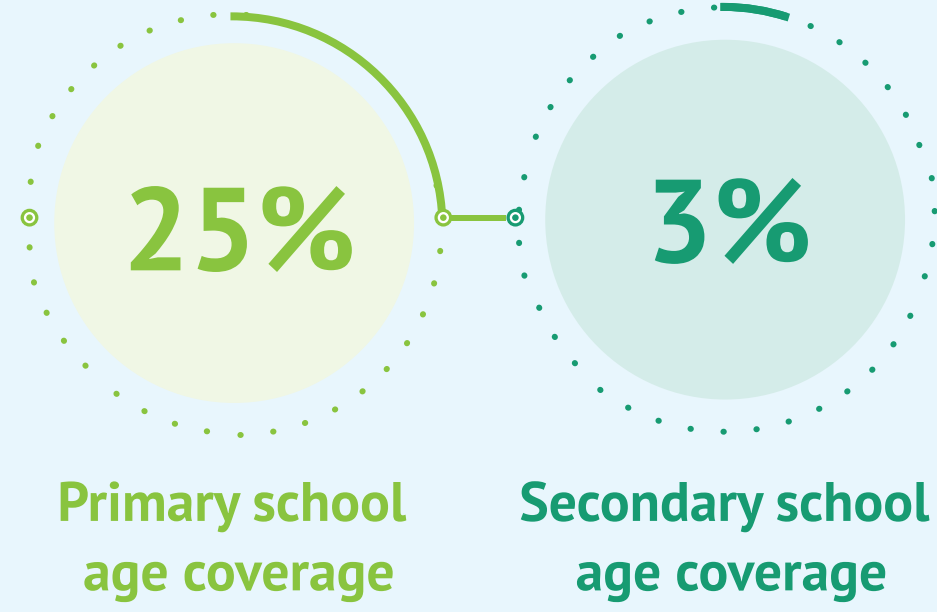
### COVERAGE

**62.5** million children received food.

Statistics reported here cover

**44** of the countries in Africa, which together hold

**88%** of the population of the continent.



**25%** Primary school age coverage

**3%** Secondary school age coverage

**68%** of countries in Africa reported an increase in coverage of at least

**5%** from three years prior.

The highest levels of primary and secondary school age coverage are found in

- eSwatini (87%)
- South Africa (72%)
- Botswana (91%)
- Cabo Verde (64%)
- Lesotho (60%)

The largest programs are found in **Egypt, Nigeria, South Africa, Burkina Faso, and Ghana.**

## NATIONAL LAWS, POLICIES, OR STANDARDS RELATED TO SCHOOL FEEDING

(% of countries)

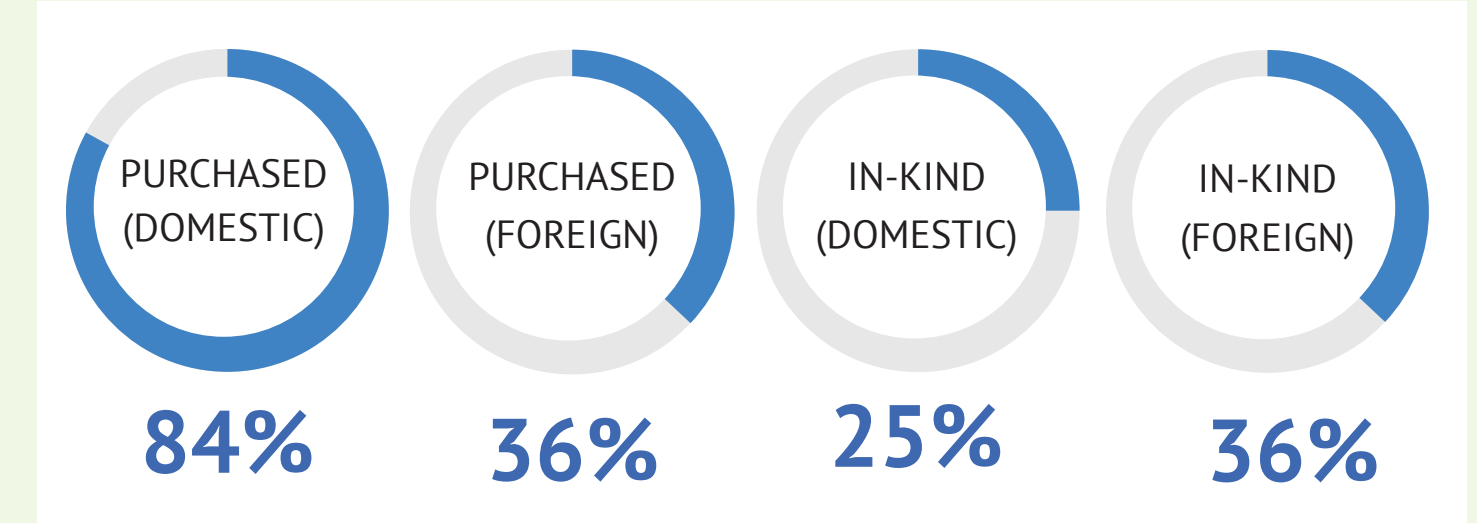
### Dedicated Line Item in National Budgets



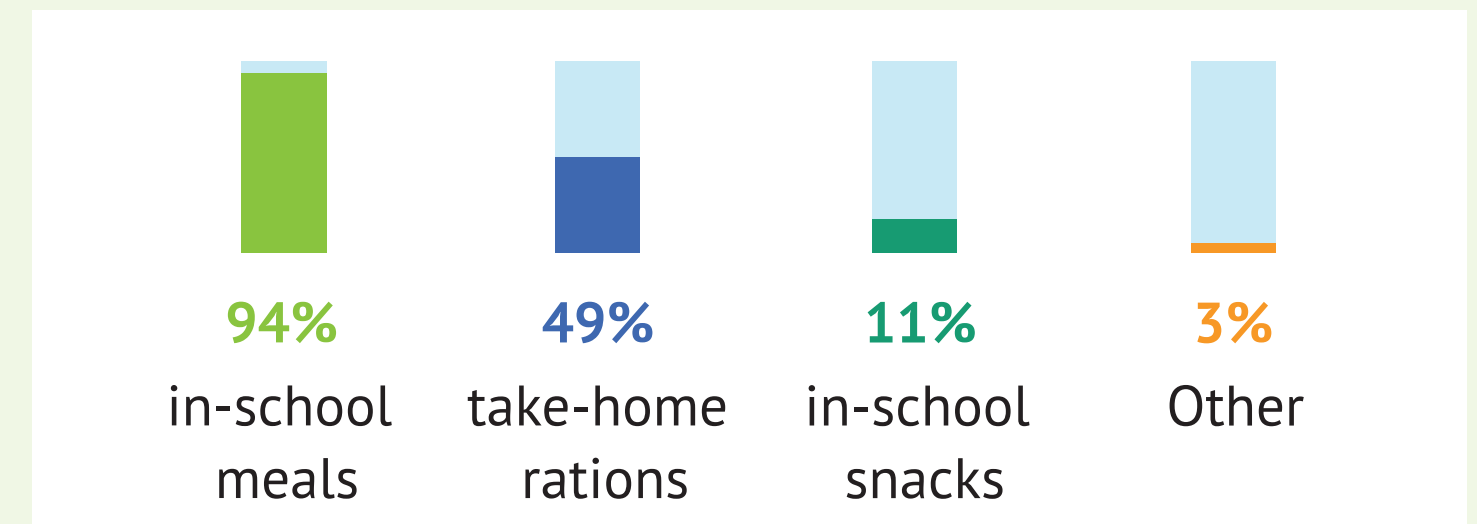
In Africa, the average budget per recipient child is **\$38**. When accounting for purchasing power parity, that is **131** international dollars.



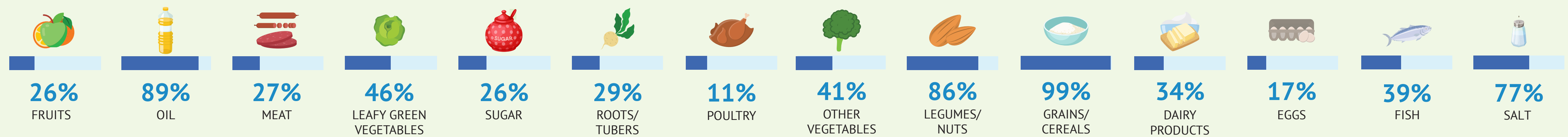
## FOOD SOURCES (% of programs)



## METHODS OF FOOD DISTRIBUTION (% of programs)



## FOOD BASKET (% of programs)



The food baskets in Africa contain an average of **5.4** food categories, compared to **6.9** globally.

## HEALTH AND NUTRITION

Rates of childhood overweight and obesity are rising in many regions of the world, including in Africa where concerns about undernutrition are also salient.

**92%** of programs have an objective to meet nutritional and/or health goals, and **10%** have an objective to prevent or mitigate obesity.

**76%** of programs serve foods—such as oil, salt, grains/cereals, corn-soy blend, or biscuits—fortified with micronutrients. Biofortified foods, such as the vitamin A-rich orange flesh sweet potato, are also served in Mozambique and The Gambia.

To enhance the effectiveness of school feeding, complementary health activities are interwoven with school meals. **96%** of school meal programs incorporate handwashing into the school feeding activities, and deworming treatment (which prevents worm infections and iron deficiency) is provided in **57%** of the programs.

## INFRASTRUCTURE

**33%** of countries in Africa reported that all or most schools have clean water, while **24%** reported that all or most schools have electricity.

This has implications for the ability of schools to refrigerate or preserve food items, such as fresh fruit and vegetables.

## FOCUS ON CREATING INCOME-GENERATING OPPORTUNITIES FOR WOMEN

**In Burundi** women are encouraged to join agricultural production cooperatives connected to the National School Feeding Program (Programme National d'Alimentation Scolaire – PNAS) and lead school canteen management committees.

**In Togo** canteen mothers are remunerated for their catering services. The STARS project also implements savings and credit activities for women's groups in its project intervention area.

**In Tunisia** some school gardens are operated by rural women's cooperatives; the women use the school garden for free and donate **30%** of the production to the school canteens, while the rest of the produce is sold on the local market.