

## SCHOOL MEAL/FEEDING PROGRAM(S)

Most recently completed school year:  
November 2017 - August 2018 (210 school days)

- Traditional School Feeding Program
- Home Grown School Feeding (HGSF) Program

Lead Agency: Ministry of Education, Youth and Sport / World Food Programme (WFP)

## NATIONAL LAWS, POLICIES, AND STANDARDS

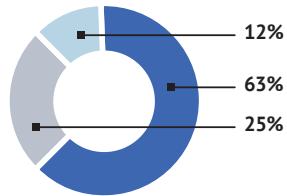
- National school feeding policy
- Nutrition
- Food safety
- Agriculture
- Private sector involvement

Line item in the national budget...  Yes  No

### BUDGET

Total\*:  
USD 10,321,300

- National government:  
USD 1,227,000
- International donors\*\*:  
USD 6,553,300
- Private sector:  
USD 2,541,000



\*Some of the resources donated may not be specifically for school feeding.  
\*\*The World Food Program contributes, with support from U.S. Department of Agriculture and various other bilateral and multilateral donors.

## INFRASTRUCTURE

School meals are prepared on-site in open cooking areas with charcoal or wood stoves. All schools have latrines, most have clean water, and some have electricity, piped water, and flush toilets. Very few have dedicated eating spaces (cafeterias).

## SPECIAL NOTES

The numbers of children receiving food reported on this page do not include about 31,000 pre-schoolers nor some 100,000 households that received conditional cash transfers through these programs. Also, some students benefited from more than one modality.

## MEALS/SNACKS/MODALITY

- Breakfast
  - Lunch
  - Dinner
  - Snacks
  - Take-home rations
  - Conditional cash transfer
- 
- Grains/cereals
  - Roots, tubers
  - Legumes and nuts
  - Dairy products
  - Eggs
  - Meat
  - Poultry
  - Fish
  - Green, leafy vegetables
  - Other vegetables
  - Fruits
  - Oil
  - Salt
  - Sugar

**Prohibited food items:** In areas with a high concentration of Muslims, pork and other non-halal foods are not served as part of the HGSF program.

## FOOD SOURCES

- Purchased (domestic)
- Purchased (foreign)
- In-kind (domestic)
- In-kind (foreign)

## COMPLEMENTARY ACTIVITIES

- Handwashing with soap
- Height measurement
- Weight measurement
- Deworming treatment
- Eye testing/eyeglasses
- Hearing testing/treatment
- Dental cleaning/testing
- Menstrual hygiene
- Drinking water
- Water purification

## COMPLEMENTARY EDUCATION PROGRAMS

- EDUCATION**
    - Nutrition
    - Health
    - Food and agriculture
    - Reproductive health
    - Hygiene
    - HIV prevention
  - OTHER**
    - School gardens
    - Physical education
- = mandatory



The Global Survey of School Meal Programs is the property of GCNF and is protected by copyright. It may not be reproduced or distributed without prior written consent. Contact: info@gcnf.org ©2019. The Global Child Nutrition Foundation. All rights reserved.

GCNF is a non-political, non-profit entity. Funding for this survey and a follow-up survey in 2021 is provided, in part, by the United States Department of Agriculture; agreement number FX18TA-10960G002.

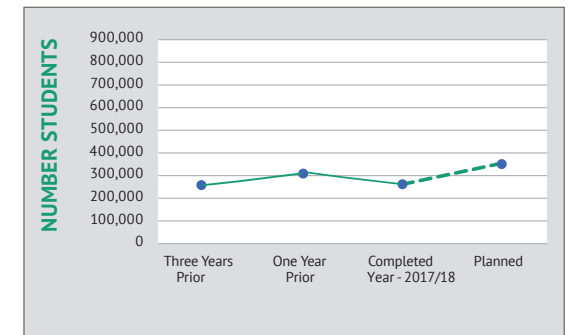
# KINGDOM OF Cambodia



## SCHOOL MEAL PROGRAMS

### CHILDREN RECEIVING FOOD, 2017-18

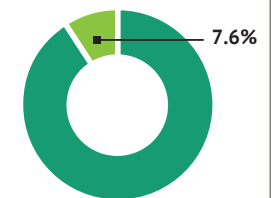
School level	# Students	% Girls	% Boys
Pre-school	31,610	50%	50%
Primary school	283,172	50%	50%
Secondary school	N/A	—	—
<b>Total</b>	<b>314,782</b>	—	—



### COVERAGE: PRIMARY AND SECONDARY SCHOOL-AGE CHILDREN

Total number of primary and secondary school-age children: 3,743,590

Receiving school food: 283,172



## NUTRITION

School feeding program(s) include/involve the following:

- Fortified foods**
- Bio-fortified foods
- Micronutrient supplements
- Nutritionists involved**
- Special training for cooks/caterers in nutrition**
- Objective to meet nutritional goals
- Objective to reduce obesity

### Food items fortified:

Grains/cereals, oil, salt

### Micronutrients added to fortified foods:

Iron, Vitamin A, Iodine, Zinc, Folate, Vitamin B12, Thiamine, Niacin, Vitamin B6

---

## ADDITIONAL INFORMATION

World Food Program nutritionists provide technical support in terms of analysis of the food basket and design of Social Behavioural Change Communication activities.

To mitigate overweight/obesity, Cambodia incorporates nutrition education, food education, physical education, and health education into their school feeding programs. The programs promote healthier foods to be sold in school kiosks.

## AGRICULTURE, EMPLOYMENT, AND COMMUNITY PARTICIPATION

### Jobs created by school feeding programs

<b>3,000</b>	Cooks and food preparers
<b>36</b>	Transporters
N/A	Off-site processors
<b>1</b>	Food packaging and handling company
N/A	Monitoring
N/A	Food service management
N/A	Safety and quality inspectors
N/A	Other

### Farmers were involved with the school feeding program(s)...

- Yes  No

### Other private sector (for profit) actors were involved...

- Yes  No

### There was a focus on creating jobs or leadership or income-generating opportunities for...

- Women**
- Youth**
- Other groups**

### There was community engagement (by parents or others) in the school feeding program(s)

- Yes  No

---

## ADDITIONAL INFORMATION

Private companies provide food processing and transport services to the traditional school feeding program in Cambodia. Many women work as school cooks, and each school support committee contains at least one woman.

Community participation in program implementation and management is required. The home-grown school feeding program has the explicit objective of supporting local economies.

---

## CONTACTS: CAMBODIA

**Agency:** Ministry of Education, Youth and Sport

**Email:** wfp.phnompenh@wfp.org

## SUCSESSES AND CHALLENGES

Cambodia exhibits strong policy support for their school feeding program (with the National Social Protection Policy Framework 2016-25). They are in the process of transitioning from a traditional school meal model to a Home Grown School Feeding Program (HGSP), and this is expected to be the national model in the future. Cambodia has set up a national primary scholarship program with a clear transition from external support to government funding (with 90% already taken over from the World Food Program).

School feeding has increased the net admission and promotion rate and decreases the dropout rate in Cambodia. At the grassroots level, communities and authorities actively collaborate.

Cambodia experiences limited participation from authorities and communities in some areas, however. It can be difficult to find skilled cooks, and there is sometimes insufficient infrastructure for the program (e.g., kitchens, stoves, and eating halls). Additional challenges include unpredictable funding from local authorities and communities, a lack of clean water (especially in the dry season), and limited inter-ministerial coordination at the sub-national level.

---

## STUDIES CONDUCTED

1. Feasibility of the Implementation of School Feeding Programmes in Primary School by the Ministry of Education, Youth and Sport, 2017
2. HGSP as "Good Practice" for Poverty Alleviation and Nutrition Security by a German University in 2018
3. An Interagency Social Protection Assessment (ISPA) focusing on the HGSP program done by The Council for Agriculture and Rural Development (CARD), 2018

---

## RESEARCH NEEDED

Economic impact of the school meal program and HGSP

## TRADITIONAL SCHOOL FEEDING PROGRAM

**Lead implementer(s):** Ministry of Education, Youth and Sport

### OBJECTIVES:

- To meet educational goals
- To provide a social safety net

### MODALITIES OF PROVIDING STUDENTS WITH FOOD:

- In-school meals
- Take-home rations
- Conditional cash transfer for school meals

### TARGETING:

In-school meal targeting is geographic, targeted toward areas with a high prevalence of poverty and poor educational performance, and toward areas with community commitment to implement the program. Take-home rations are targeted based on individual characteristics, based on income. Conditional cash transfers are also targeted based on individual school performance.

### HOW MANY STUDENTS RECEIVED SCHOOL FOOD IN 2017-18 SCHOOL YEAR?

School level	# Students	% Girls	% Boys
Pre-school	24,200	50%	50%
Primary school	195,800	49%	51%
Secondary school	N/A	–	–
<b>Total</b>	<b>220,000</b>	<b>49%</b>	<b>51%</b>

### FOOD ITEMS:

Grains/cereals*	Fish	Salt*
Meat	Green, leafy vegetables	Oil*

\* fortified

### FOOD SOURCES:

- 23% Purchased (domestic and foreign)
- 31% In-kind donations (domestic)
- 46% In-kind donations (foreign)

### NOTES:

Food for traditional school meals are donated in-kind from the U.S. or purchased from within the region. Management of parts of the program (e.g., the scholarship program) has transitioned from the World Food Program (WFP) to the Government of Cambodia. In the 2017-18 school year, 101,558 households received WFP/Government cash scholarships. The WFP continues to play a role in oversight, technical assistance, and monitoring and evaluation.



## HOME GROWN SCHOOL FEEDING (HGSF) PROGRAM

**Lead implementer(s):** Ministry of Education, Youth and Sport

### OBJECTIVES:

- To meet educational goals
- To provide a social safety net
- To meet agricultural goals

### MODALITIES OF PROVIDING STUDENTS WITH FOOD:

- In-school meals

### TARGETING:

Geographic, targeted toward areas with a high prevalence of poverty and poor educational performance, and also toward areas with community commitment to implement the program and the availability of local suppliers (including farmer groups, local traders, etc.).

### HOW MANY STUDENTS RECEIVED SCHOOL FOOD IN 2017-18 SCHOOL YEAR?

School level	# Students	% Girls	% Boys
Pre-school	7,410	51%	49%
Primary school	49,644	49%	51%
Secondary school	N/A	–	–
<b>Total</b>	<b>57,054</b>	<b>49%</b>	<b>51%</b>

### FOOD ITEMS:

Grains/cereals*	Fish	Salt*
Meat	Green, leafy vegetables	Oil*
Eggs	Other vegetables	

\* fortified

### FOOD SOURCES:

- 100% Purchased (domestic)

### NOTES:

The HGSF program procures 80% of commodities from within the commune (roughly 7-10 villages). The program is managed at the school level by school with local authorities; NGO partners provide complementary activities (nutrition, school gardens, etc.); and WFP plays a role in coordination and technical assistance. The Ministry of Education, Youth and Sport provides high-level management and coordination, as well as strategy development.