

School Meal Programs in the Economic Community of West African States (ECOWAS)

All data from the 2020 school year.

Statistics reported here cover

15 of 15 ECOWAS countries.

30 school meal programs in total.

\$30 school feeding aggregate budget per child per year (USD)



Aggregate coverage rate (% of children)

The highest primary and secondary school age coverage rates are found in

Cabo Verde (64%) The Gambia (34%)
Burkina Faso (53%) Ghana (28%)
Guinea-Bissau (38%)



Benin



Burkina Faso



Cabo Verde



Côte d'Ivoire



The Gambia



Ghana



Guinea



Guinea-Bissau



Liberia



Mali



Niger



Nigeria



Senegal



Sierra Leone



Togo

more than
2.18 million
children receiving food

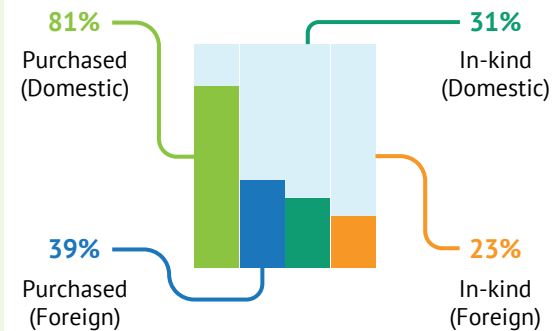
SHARE OF COUNTRIES WITH NATIONAL LAWS, POLICIES, OR STANDARDS RELATED TO SCHOOL FEEDING



84% of funding in the ECOWAS region comes from **government sources**.

50% of programs across the ECOWAS region report **adequate funding**.

FOOD SOURCES (% of programs)



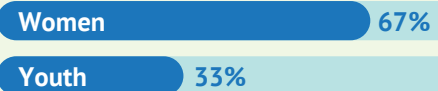
COVID-19 AND OTHER EMERGENCIES

Apart from the Covid-19 pandemic, the most common type of emergency reported was **conflict**, followed by **slow-onset emergencies** (e.g., drought) and **economic crises**.


47% of programs reported experiencing at least **one** emergency.

30% of programs reported experiencing at least **two** emergencies.

FOCUS ON CREATING JOBS FOR WOMEN AND YOUTH (% of programs)



FOOD ITEMS SERVED IN SCHOOL MEAL PROGRAMS (% of programs)



PREVALENCE OF COMPLEMENTARY SERVICES

