

SCHOOL MEAL/FEEDING PROGRAM(S)

Most recently completed school year:

February - December 2018 (180 days)

- Karamoja School Feeding Program
- Parent Led School Feeding Program

Lead Agency: Ministry of Education and Sports,
Program Management Unit

NATIONAL LAWS, POLICIES, AND STANDARDS

- National school feeding policy
- Nutrition
- Food safety
- Agriculture
- Private sector involvement

Line item in the national budget... Yes No NR

BUDGET


Total:
USD 10,100,000

National government:
USD 400,000

International donors*:
USD 8,800,000

Private sector: USD 900,000

Other donors: N/A



*Contributions by United Nations agencies or non-governmental organizations often represent funding from multiple donors.

INFRASTRUCTURE

100% of schools in the Karamoja feeding program have on-site kitchens as compared to 40% of schools in the Parent Led program. Amenities present in typical kitchens include open or closed cooking areas, charcoal or wood stoves, serving utensils, on-site water, piped water, and storage.

SPECIAL NOTES

The Uganda Education Act 2008 law gives the responsibility of feeding children while at school to parents and guardians. The Parent/Guardian Led School Feeding Program encourages parents to voluntarily send children to school with food. The United Nations World Food Program (WFP), China, Germany, and Ireland, focuses on refugee children in the Karamoja region of Uganda. This report focuses primarily on the WFP program, as only some data is available for the Parent Led program.

Some data in this report is from the Ministry of Education and Sports report: <http://www.education.go.ug/wp-content/uploads/2019/08/Abstract-2017.pdf>

MEALS/SNACKS/MODALITY

- Breakfast
- Lunch
- Dinner
- Snacks
- Take-home rations
- Conditional cash transfer

- Grains/cereals
- Roots, tubers
- Legumes and nuts
- Dairy products
- Eggs
- Meat
- Poultry
- Fish
- Green, leafy vegetables
- Other vegetables
- Fruits
- Oil
- Salt
- Sugar

Prohibited food items: None

FOOD SOURCES

- Purchased (domestic)
- Purchased (foreign)
- In-kind (domestic)
- In-kind (foreign)

COMPLEMENTARY ACTIVITIES

- Handwashing with soap
- Height measurement
- Weight measurement
- Deworming treatment
- Eye testing/eyeglasses
- Hearing testing/treatment
- Dental cleaning/testing
- Menstrual hygiene
- Drinking water
- Water purification

COMPLEMENTARY EDUCATION PROGRAMS

- Nutrition
- Health
- Food and agriculture
- Reproductive health
- Hygiene
- HIV prevention
- School gardens
- Physical education

= mandatory

The checked and highlighted items are reported as required, though they may not be uniformly implemented.

NR = No Response



The Global Survey of School Meal Programs is the property of GCNF and is protected by copyright. It may not be reproduced or distributed without prior written consent. Contact: info@gcnf.org ©2019. The Global Child Nutrition Foundation. All rights reserved.

GCNF is a non-political, non-profit entity. Funding for this survey and a follow-up survey in 2021 is provided, in part, by the United States Department of Agriculture; agreement number FX18TA-10960G002.

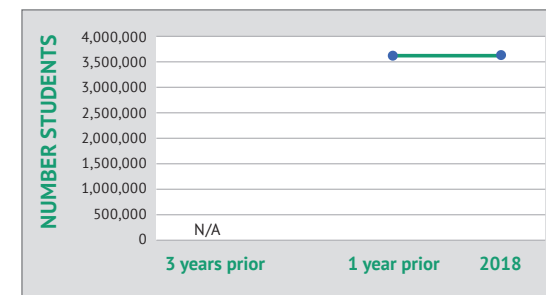
REPUBLIC OF Uganda



SCHOOL MEAL PROGRAMS

CHILDREN RECEIVING FOOD, 2018

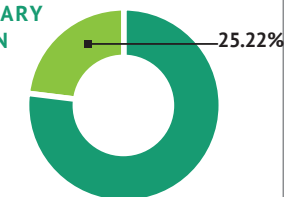
School level	Total #	# Enrolled	# Receiving Food
Primary school	7,957,327	7,400,314	3,005,800
Secondary school	6,519,447	1,434,278	645,425
Total	14,476,774	8,834,592	3,651,225



COVERAGE: PRIMARY AND SECONDARY SCHOOL-AGE CHILDREN

Total number primary and secondary school-age children: 14,476,774

Receiving school food: 3,651,225



- Food was also provided to some students in
- Pre-schools
- Vocational/trade schools
- University/higher education
- Other

NUTRITION

School feeding program(s) include/involve the following:

- Fortified foods**
- Bio-fortified foods
- Micronutrient supplements
- Nutritionists involved**
- Special training for cooks/caterers in nutrition**
- Objective to meet nutritional/educational/health goals**
- Objective to reduce obesity

Food items fortified:

Oil

Micronutrients added to fortified foods:

Vitamin A

ADDITIONAL INFORMATION

There are three nutritionists involved with the school feeding program. Nutritionists are paid by the school feeding program implementing partner. Obesity is not considered a problem thus the program does not work to prevent it.

The policy, "Guidelines on School Feeding and Nutrition Intervention Programme," guides stakeholders on how to implement the school feeding program effectively.

AGRICULTURE, EMPLOYMENT, AND COMMUNITY PARTICIPATION

Jobs created by school feeding programs

1,665	Cooks and food preparers
NR	Transporters
NR	Off-site processors
NR	Food packagers and handlers
10	Monitoring
NR	Food service management
NR	Safety and quality inspectors
NR	Other

Farmers were involved with the school feeding program(s)...

- Yes No NR

Other private sector (for profit) actors were involved...

- Yes No NR

There was a focus on creating jobs or leadership or income-generating opportunities for...

- Women**
- Youth
 - Other groups

There was community engagement (by parents or others) in the school feeding program(s)

- Yes No NR

ADDITIONAL INFORMATION

The program engages local farmers, but does not involve private sector mostly because of its current scope. Women are mainly involved in preparing and cooking food, though there has been purposeful focus on bringing women into leadership positions on the board of the Food Management Committees. Approximately 25% of cooks/caterers were women, and most cooks/caterers were paid by the local community and schools. Special training and certification programs required for cooks/caterers included nutrition, portions/measurements, and food safety/hygiene.

CONTACTS: REPUBLIC OF UGANDA

Agency: Ministry of Education and Sports

Website: <https://www.education.go.ug/>

SUCCESSSES AND CHALLENGES

The United Nations World Food Program (WFP), which implements the Karamoja program in Uganda, reported the following recent successes related to the program: 1) Two school feeding working groups were formed, one at national level, composed of members from key line Ministries and development partners and the second at the Ministry level, with representation from all the key departments; 2) The Government and WFP are in the process of making a shift from traditional School Feeding to Home-Grown school Feeding in the Karamoja subregion for sustainability purposes; and 3) There is support from top leadership of the Ministry of Education and Sports. WFP also reported that the supportive top leadership at the Ministry of Education and Sports is a key strength of the program. Another strength cited is the fact that the country has the potential of providing/procuring school meals locally within the country, given the availability of natural resources such as fertile land capable of large-scale food production. The presence of development partners to support capacity building and the mobilization of resources was also listed as a strength.

WFP reported that school feeding faced several setbacks, including climate change that is affecting crop yields, which in turn affects parents' in-kind food contributions; poverty in some families, which affects their ability to support the feeding of their children while at school; and a lack of a strategy and a policy on school feeding and nutrition programs in Uganda. Challenges cited by WFP include parents not embracing the school feeding role as assigned to them by the Education Act of 2008 (some because of poor attitude; others due to poverty) and inadequate infrastructure (e.g., kitchen and storage facilities). Instances cited of issues with corruption or mismanagement for the Karamoja School Feeding programs, WFP said that some mismanagement of food by a school head teacher and/or the food focal person have been reported. The example of head teachers using food to pay cooks and teachers who are not on payroll was given.

The fact that Uganda has been affected several emergencies was highlighted in the survey. These include Uganda receiving a large number of refugees, from South Sudan (the majority of which are women and children), the Democratic Republic of Congo, and Burundi; disease epidemics (Ebola and other hemorrhagic fevers, cholera, yellow fever, epidemic meningitis, malaria epidemics, etc.); internal displacements; prolonged dry periods; floods; and landslides. In early 2019, suspected food poisoning also affected the Karamoja region.

STUDIES CONDUCTED

- Cost Benefit Analysis conducted by Mastercard and WFP in 2018
- Fill the Nutrient Gap supported by WFP and UNICEF, 2018
- Food Security and Nutrition Assessment, Karamoja, 2018

KARAMOJA SCHOOL FEEDING PROGRAMME

Lead implementer(s): Ministry of Education and Sports, Karamoja School Feeding Programme Management Unit

OBJECTIVES:

- To meet educational goals
- To provide a social safety net
- To meet nutritional and/or health goals

MODALITIES OF PROVIDING STUDENTS WITH FOOD:

- In-school meals

TARGETING:

NR

HOW MANY STUDENTS RECEIVED SCHOOL FOOD IN 2018 SCHOOL YEAR?

School level	# Students	% Girls	% Boys
Pre-school	NR	–	–
Primary school	651,262	8%	92%
Secondary school	12,964	45%	55%
Total	664,226	–	–

FOOD ITEMS:

Grains/cereals * fortified Legumes and nuts Oil*

FOOD SOURCES:

5% Purchased **5% In-kind (domestic)** **90% In-kind (foreign)**

NOTES:

WFP's only school feeding program in Uganda is in Karamoja and provides food five times per week for the nine months of the school year. Several factors have had a negative impact on the program recently: Emergencies in other parts of the country shifted priority to address the refugee influx, which impacted funding and quality of service delivery for school feeding. The prolonged dryness in the Karamoja area caused food stress in the community, resulting in an increase in the number of under-aged children (2–5 years) coming to primary schools, causing stress on the food resources and quality of learning. This also had a negative effect on community support (provision of fuel wood and cash for grain milling, and their participation in school activities). Intermittent floods also caused difficulties in accessing some schools due to poor roads, thus delaying food deliveries.



PARENT LED SCHOOL FEEDING PROGRAM

Lead implementer(s): Ministry of Education and Sports; Parents

OBJECTIVES:

- To meet educational goals
- To meet nutritional and/or health goals

MODALITIES OF PROVIDING STUDENTS WITH FOOD:

- Parents pay for school meals or send food to school with attending children

TARGETING:

Universal

HOW MANY STUDENTS RECEIVED SCHOOL FOOD IN 2018 SCHOOL YEAR?

School level	# Students	% Girls	% Boys
Pre-school	NR	–	–
Primary school	2,354,538	–	–
Secondary school	632,461	–	–
Total	2,986,999	–	–

FOOD ITEMS:

NR

FOOD SOURCES:

0 - Purchased (domestic) **Yes - In-kind (domestic)**
0 - Purchased (foreign) 0 - In-kind (foreign)

NOTES:

The Uganda Education Act 2008 law gives the responsibility of feeding children while at school to parents and guardians. The Parent/Guardian Led School Feeding Program encourages parents to voluntarily send children to school with food. Because of this, there is little data available regarding the types of foods involved, the numbers of children receiving food, etc. The numbers used in for the Parent Led Program in this report are estimates based on the government's calculation that about 34% of primary and 45% of secondary students receive food during their school day via their parents' support.