

SCHOOL MEAL/FEEDING PROGRAM(S)

School year: 2020–2021

- National School Feeding Programme

Lead Agency: Department of Education, Student Welfare Unit

NATIONAL LAWS, POLICIES, AND STANDARDS

- National school feeding policy
- Nutrition
 - Food safety
 - Health
- Agriculture
 - Private sector involvement

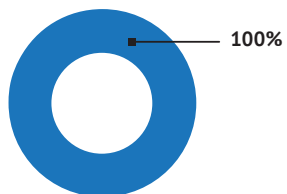
Line item in the national budget...

- Yes No No response

BUDGET

Total: USD 407,028

- Government: USD 407,028
- International donors*: USD 0
- Private sector: USD 0
- Other donors: USD 0



Includes funding from the United States Department of Agriculture Yes No No response

**International donations by United Nations agencies or non-governmental organizations often represent funding from multiple donors.*

INFRASTRUCTURE

All schools in Saint Lucia have electricity, clean and piped water, flush toilets, and kitchens. School meals for the National School Feeding Programme are prepared on-site (on school grounds), and kitchens are equipped with gas stoves and storage facilities.

SPECIAL NOTES

Some population numbers from the UNESCO Institute for Statistics (UIS) were used to complete this report.

MEALS/SNACKS/MODALITY

- Breakfast
- Lunch
- Dinner
- Snacks
- Take-home rations
- Other

- Grains, cereals
- Roots, tubers
- Legumes, pulses, nuts
- Dairy products
- Eggs
- Meat
- Poultry
- Fish
- Green, leafy vegetables
- Other vegetables
- Fruits
- Oil
- Salt
- Sugar

- Dairy milk
- Yogurt drink
- Fruit juice
- Tea
- Water
- Other

Prohibited food items: Pickled meat (pork) and saltfish

FOOD SOURCES

- Purchased (domestic)
- Purchased (foreign)
- In-kind (domestic)
- In-kind (foreign)

COMPLEMENTARY ACTIVITIES

- Handwashing with soap
- Height measurement
- Weight measurement
- Testing for anemia
- Deworming treatment
- Eye testing/eyeglasses
- Hearing testing/treatment
- Dental cleaning/testing
- Menstrual hygiene
- Drinking water
- Water purification

COMPLEMENTARY EDUCATION PROGRAMS

- Food and nutrition
- Agriculture
- School gardens
- Hygiene
- Health
- Reproductive health
- HIV prevention
- Physical education

The checked items were provided in most or all participating schools.



The *Global Survey of School Meal Programs* is the property of GCNF and is protected by copyright. It may not be reproduced or distributed without prior written consent. Contact: info@gcnf.org ©2019. The Global Child Nutrition Foundation. All rights reserved.

GCNF is a non-political, non-profit entity. Funding for the 2019 and 2021 surveys is provided, in part, by the United States Department of Agriculture; agreement number FX18TA-1096OG002.

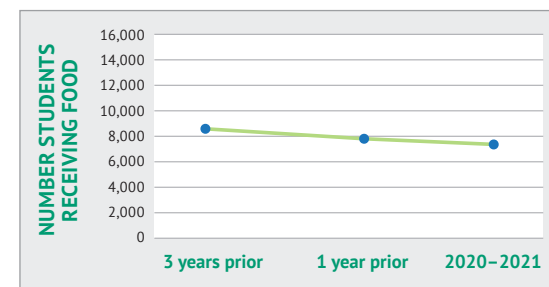
Saint Lucia



SCHOOL MEAL PROGRAMS

CHILDREN RECEIVING FOOD, 2020–2021

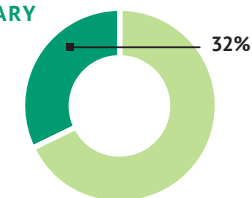
School level	Total	# Enrolled	# Receiving food
Pre-school	4,432	3,236	0
Primary school	13,900	13,750	7,000
Secondary school	10,300	10,229	700
Total	28,632	27,215	7,700



COVERAGE: PRIMARY AND SECONDARY SCHOOL-AGE CHILDREN

Total number primary and secondary school-age children: 24,200

Receiving school food: ■ 7,700



Food was also provided to some students in...

- Pre-schools
- Vocational/trade schools
- Other

NUTRITION

School feeding program(s) included/involved the following:

- Fortified foods
- Bio-fortified foods
- Micronutrient supplements
- Nutritionists involved**
- Special training for cooks/caterers in nutrition
- Objective to meet nutritional goals**
- Objective to reduce obesity

Food items fortified/biofortified:

Not applicable

Micronutrients:

Not applicable

ADDITIONAL INFORMATION

At least seven nutritionists are involved in the National School Feeding Programme. To address or mitigate overweight/obesity, there are nutritional requirements for school meals and food restrictions on school grounds, and physical education is included in the school curriculum.

STUDIES CONDUCTED

A Review of School Feeding Programmes in the Caribbean Community' was produced by the FAO in 2021 and includes a case study and net benefit analysis of the National School Feeding Programme in Saint Lucia.

RESEARCH NEEDED

None specified

AGRICULTURE, EMPLOYMENT, AND COMMUNITY PARTICIPATION

Jobs created by school feeding programs*

- 116**
- Cooks and food preparers
 - Transporters
 - Off-site processors
 - Food packagers and handlers
 - Monitoring
 - Food service management
 - Safety and quality inspectors
 - Other

**If blank, no response was provided.*

Farmers were involved with the school feeding program(s)...

- Yes No No response

Other private sector (for profit) actors were involved...

- Yes No No response

There was a focus on creating jobs or leadership or income-generating opportunities for...

- Women** Other groups
 Youth No response

There was community engagement (by parents or others) in the school feeding program(s)...

- Yes No No response

Were there links between food banks and the school feeding program(s)?

- Yes No There are no food banks in this country.

ADDITIONAL INFORMATION

Farmers sell directly to the school feeding program, providing green, leafy vegetables, eggs, and roots/tubers for the school menu. There are also youth programs aimed specifically at engaging the youth.

CONTACTS: SAINT LUCIA

Agency: Ministry of Education
Website: www.education.gov.lc

SUCCESSSES AND CHALLENGES

Recent successes associated with school feeding in Saint Lucia include greater awareness and appreciation for the National School Feeding Programme, engagement with local farmers to support the economy, and the incorporation of school gardens in the program. Challenges include a lack of funds and a shortage of imported goods. There is also a need for greater creativity on the part of cooks and caterers, and for more support from other government agencies to sustain the feeding program. In addition, there are some concerns related to mismanagement and food waste.

EMERGENCIES/COVID-19 PANDEMIC

The COVID-19 pandemic caused schools in Saint Lucia to operate remotely for at least some months in the 2020–2021 school year. In addition to this public health emergency, the country is also affected by natural disasters.

NATIONAL SCHOOL FEEDING PROGRAMME

Lead implementer(s): Ministry of Education and the World Food Program

OBJECTIVES:

- To meet educational goals
- To provide a social safety net
- To meet nutritional and/or health goals
- To meet agricultural goals

MODALITIES OF PROVIDING STUDENTS WITH FOOD:

- In-school meals

FREQUENCY AND DURATION:

- 5 times per week during the school year

TARGETING:

Students receive meals based on requests from the students themselves, their parents, or principals and teachers who assess the students' needs.

HOW MANY STUDENTS RECEIVED SCHOOL FOOD IN 2020–2021 SCHOOL YEAR?

School level	# Students	% Girls	% Boys
Pre-school	0	–	–
Primary school	7,000	–	–
Secondary school	700	–	–
Total	7,700	–	–

FOOD AND BEVERAGE ITEMS:

Grains, cereals	Meat	Salt
Roots, tubers	Poultry	Sugar
Legumes, pulses, nuts	Green, leafy vegetables	Tea
Dairy products	Other vegetables	
Eggs	Oil	
* <i>fortified</i>		

FOOD SOURCES:

100% Purchased (domestic)	0% In-kind (domestic)
0% Purchased (foreign)	0% In-kind (foreign)

If blank, no response was provided.

ADDITIONAL INFORMATION:

A National School Feeding Committee coordinates school feeding activities in Saint Lucia and is comprised of representatives from the Ministries of Agriculture, Health, and Education, as well as the private sector and the teachers' union. The school meal program aims to reduce food waste through the use of sealed storage, fumigation, and the use of nearly-expired food. The program also limits package waste through re-use and recycling of bags and containers.

