

SCHOOL MEAL/FEEDING PROGRAM(S)

Most recently completed school year:
September 2018 – June 2019 (200 days)

- National School Feeding Program (NSFP)

Lead Agency: Ministry of Education; Ministry of Social Services and Urban Development, Department of Social Services, Research and Planning Division

NATIONAL LAWS, POLICIES, AND STANDARDS

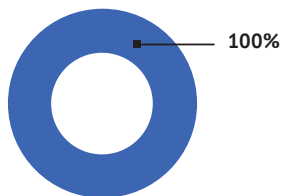
- National school feeding policy
- Nutrition
- Food safety
- Agriculture
- Private sector involvement

Line item in the national budget... Yes No NR

BUDGET

Total:
USD 4,100,000

- National government: USD 4,100,000
- International donors*: USD 0
- Private sector: USD 0
- Other donors: USD 0



*Contributions by United Nations agencies or non-governmental organizations often represent funding from multiple donors.

INFRASTRUCTURE

All schools in The Bahamas have electricity, piped and clean water, latrines or flush toilets, dedicated eating spaces/cafeterias, and kitchens. Toilets are gender-private. All school meals/snacks are prepared off-site in private facilities (i.e., by caterers).

SPECIAL NOTES

Some data from the UNESCO Institute for Statistics (UIS) were used to complete this report.

NR = No Response

MEALS/SNACKS/MODALITY

- Breakfast
 - Lunch
 - Dinner
 - Snacks
 - Take-home rations
 - Conditional cash transfer
-
- Grains/cereals
 - Roots, tubers
 - Legumes and nuts
 - Dairy products
 - Eggs
 - Meat
 - Poultry
 - Fish
 - Green, leafy vegetables
 - Other vegetables
 - Fruits
 - Oil
 - Salt
 - Sugar

Prohibited food items: Some items are prohibited.

FOOD SOURCES

- 100% government funded

COMPLEMENTARY ACTIVITIES

- Handwashing with soap
- Height measurement
- Weight measurement
- Deworming treatment
- Eye testing/eyeglasses
- Hearing testing/treatment
- Dental cleaning/testing
- Menstrual hygiene
- Drinking water
- Water purification

COMPLEMENTARY EDUCATION PROGRAMS

EDUCATION

- Nutrition
- Health
- Food and agriculture
- Reproductive health
- Hygiene
- HIV prevention

OTHER

- School gardens
- Physical education

- = mandatory

The checked and highlighted items are reported as required, though they may not be uniformly implemented.



The Global Survey of School Meal Programs is the property of GCNF and is protected by copyright. It may not be reproduced or distributed without prior written consent. Contact: info@gcnf.org ©2019. The Global Child Nutrition Foundation. All rights reserved.

GCNF is a non-political, non-profit entity. Funding for this survey and a follow-up survey in 2021 is provided, in part, by the United States Department of Agriculture; agreement number FX18TA-10960G002.

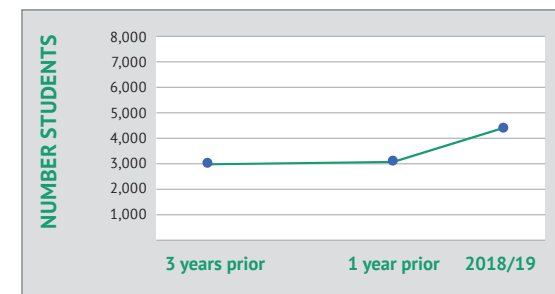
COMMONWEALTH OF THE Bahamas



SCHOOL MEAL PROGRAMS

CHILDREN RECEIVING FOOD, 2018-19

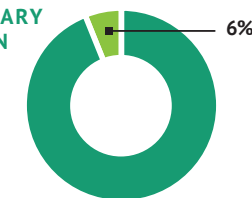
School level	Total #	# Enrolled	# Receiving Food
Primary school	34,173	29,504	2,996
Secondary school	38,531	26,582	1,371
Total	72,704	56,086	4,367



COVERAGE: PRIMARY AND SECONDARY SCHOOL-AGE CHILDREN

Total number primary and secondary school-age children: 72,704

Receiving school food: 4,367



- Food was also provided to some students in
- Pre-schools
 - Vocational/trade schools
 - University/higher education
 - Other

NUTRITION

School feeding program(s) include/involve the following:

- Fortified foods
- Bio-fortified foods
- Micronutrient supplements
- Nutritionists involved
- Special training for cooks/caterers in nutrition
- Objective to meet nutritional goals**
- Objective to reduce obesity

Food items fortified: N/A

Micronutrients added to fortified foods: N/A

ADDITIONAL INFORMATION

Nutrition guidelines for the school feeding program are provided in the National Lunch Programme Standards Manuals (revised 2017). Some food items are prohibited for health-related reasons.

AGRICULTURE, EMPLOYMENT, AND COMMUNITY PARTICIPATION

Jobs created by school feeding programs

165	Cooks and food preparers
<input checked="" type="checkbox"/>	Transporters
0	Off-site processors
<input checked="" type="checkbox"/>	Food packagers and handlers
1	Monitoring
<input checked="" type="checkbox"/>	Food service management
3	Safety and quality inspectors
0	Other

Farmers were involved with the school feeding program(s)...

Yes No NR

Other private sector (for profit) actors were involved...

Yes No NR

There was a focus on creating jobs or leadership or income-generating opportunities for...

- Women
- Youth
- Other groups**

There was community engagement (by parents or others) in the school feeding program(s)

Yes No NR

ADDITIONAL INFORMATION

The National School Feeding Program of The Bahamas has specified the inclusion of retirees in their job creation and leadership targets. Cooks and food preparers serve dual roles as transporters, packagers, and handlers.

CONTACTS: COMMONWEALTH OF THE BAHAMAS

Agency: Ministry of Education or Ministry of Social Services and Urban Development, Department of Social Services, Research and Planning Division

Website: ministryofeducationbahamas.com

Email: info@bahamaseducation.com

SUCCESSSES AND CHALLENGES

Recent successes of the National School Feeding Program include the establishment of the National School Feeding Unit at the Ministry of Education in June 2018, the structured professional activities that are available for school feeding personnel, the development of criteria for the school meal menu, and the periodic monitoring and evaluation of food service providers with respect to what meals are served, where meals are prepared, and from where food is procured. There are no concerns related to corruption/mismanagement in the National School Feeding Program. Of note, there is strict adherence to established internal accounting protocols and periodic audits by an internal auditor, as well as the annual external audit by a private firm to mitigate such concerns at the Ministry of Education.

Recent challenges experienced by the National School Feeding Program include having an insufficient budget to implement new school feeding initiatives or even to address gaps in the remuneration of staff in the newly established National School Feeding Unit at the Ministry of Education. The program has also experienced staffing shortages, particularly with respect to School Feeding Officer(s), Assessors for site and home evaluations, and clerical personnel.

STUDIES CONDUCTED

In October 2017, the Food and Agriculture Organization of the United Nations conducted a study on what had been the National Lunch Program and the National Vendors Program. The findings paved the way for the merger of these two programs into one National School Feeding Program (NSFP).

RESEARCH NEEDED

Research to examine the impact of the National School Feeding Program on the recipients' physical, social, psychological, and educational well-being.

Program report: The Bahamas

All data from the 2018-19 school year

NATIONAL SCHOOL FEEDING PROGRAM (NSFP)

Lead implementer(s): Ministry of Education

OBJECTIVES:

- To meet educational goals
- To provide a social safety net
- To meet nutritional and/or health goals

MODALITIES OF PROVIDING STUDENTS WITH FOOD:

- In-school meals and snacks

TARGETING:

Households that qualify for cash-transfer assistance from the Department of Social Services and have school-aged dependents in the public school system are automatically referred to the Ministry of Education to be added to the National School Feeding Program.

HOW MANY STUDENTS RECEIVED SCHOOL FOOD IN 2018-2019 SCHOOL YEAR?

School level	# Students	% Girls	% Boys
Pre-school	150	–	–
Primary school	2,996	–	–
Secondary school	1,371	–	–
Total	4,517	–	–

FOOD ITEMS:

Grains/cereals	Poultry	Fruits
Legumes and nuts	Fish	Sugar
Roots and tubers	Meat	Salt
Dairy products	Green, leafy vegetables	Oil
Eggs	Other vegetables	

* fortified

FOOD SOURCES:

100% government funded

NOTES:

The National School Feeding Program of The Bahamas is not universal. Rather, targeting is based on a socioeconomic assessment of households. The program recently expanded the student coverage to include schools affected by Hurricane Dorian.

