

## SCHOOL MEAL/FEEDING PROGRAM(S)

School year: 2020–2021

- National School Canteens Program (*Programme national des Cantines Scolaires – PCS*)
- Post Primary and Secondary School Canteens Program (*Cantines Scolaires du post primaire et Secondaire – CSS*)
- School Canteens Program MENAPLN/CRS (*Cantines scolaires MENAPLN/CATHWELL*)
- School Canteens Program of the World Food Program (*Cantines scolaires du Programme Alimentaire Mondiale – PAM*)
- EDUCO School Canteens Program (*Cantines scolaires de EDUCO*)

**Lead Agency:** School Canteens Program, Ministry of National Education, Literacy, and Promotion of National Languages (PCS-MENAPLN)

## NATIONAL LAWS, POLICIES, AND STANDARDS

- National school feeding policy
- Food safety
- Private sector involvement
- Nutrition
- Health
- Agriculture

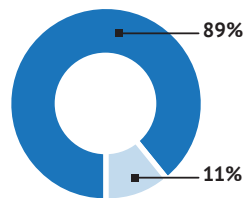
Line item in the national budget...

- Yes
- No
- No response

## BUDGET

Total: USD 33,736,599

- Government: USD 30,042,392
- International\*: USD 3,694,208
- Private sector: USD 0
- Other donors: USD 0



Includes funding from the United States Department of Agriculture  Yes  No  No response

\*International donations by United Nations agencies or non-governmental organizations often represent funding from multiple donors.

## INFRASTRUCTURE

Most schools in Burkina Faso have cafeterias and kitchens; some have latrines; very few have electricity or running water; and none have flush toilets. School meals are prepared on-site (on school grounds) in kitchens typically equipped with closed cooking areas, on-site water, storage facilities, and charcoal or wood stoves.

## SPECIAL NOTES

Population and enrollment numbers from the UNESCO Institute of Statistics (UIS) were used to complete this report. This may account for some mis-alignment between the number of enrolled students and the number of students receiving food.

## MEALS/SNACKS/MODALITY

- Breakfast
- Lunch
- Dinner
- Snacks
- Take-home rations
- Other

- Grains, cereals
- Roots, tubers
- Legumes, pulses, nuts
- Dairy products
- Eggs
- Meat
- Poultry
- Fish
- Green, leafy vegetables
- Other vegetables
- Fruits
- Oil
- Salt
- Sugar

- Dairy milk
- Yogurt drink
- Fruit juice
- Tea
- Water
- Other

Prohibited food items: None

## FOOD SOURCES

- Purchased (domestic)
- Purchased (foreign)
- In-kind (domestic)
- In-kind (foreign)

## COMPLEMENTARY ACTIVITIES

- Handwashing with soap
- Height measurement
- Weight measurement
- Testing for anemia
- Deworming treatment
- Eye testing/eyeglasses
- Hearing testing/treatment
- Dental cleaning/testing
- Menstrual hygiene
- Drinking water
- Water purification

## COMPLEMENTARY EDUCATION PROGRAMS

- Food and nutrition
- Agriculture
- School gardens
- Hygiene
- Health
- Reproductive health
- HIV prevention
- Physical education

The checked items were provided in most or all participating schools.



The *Global Survey of School Meal Programs* is the property of GCNF and is protected by copyright. It may not be reproduced or distributed without prior written consent. Contact: info@gcnf.org ©2019. The Global Child Nutrition Foundation. All rights reserved.

GCNF is a non-political, non-profit entity. Funding for the 2019 and 2021 surveys is provided, in part, by the United States Department of Agriculture; agreement number FX18TA-1096OG002.

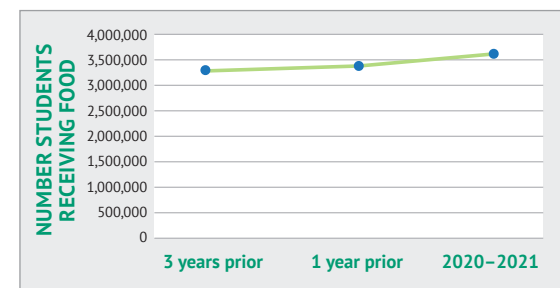
# Burkina Faso



## SCHOOL MEAL PROGRAMS

### CHILDREN RECEIVING FOOD, 2020–2021

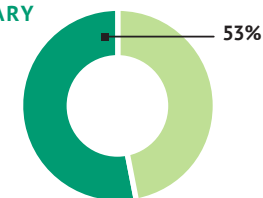
School level	Total	# Enrolled	# Receiving food
Pre-school	1,945,841	124,006	88,062
Primary school	3,498,241	3,428,800	3,485,600
Secondary school	3,355,807	1,361,214	116,112
<b>Total</b>	<b>8,799,889</b>	<b>4,914,020</b>	<b>3,689,774</b>



### COVERAGE: PRIMARY AND SECONDARY SCHOOL-AGE CHILDREN

Total number primary and secondary school-age children: 6,854,048

Receiving school food: 3,601,712



- Food was also provided to some students in...
- Pre-schools
  - Vocational/trade schools
  - Other

## NUTRITION

School feeding program(s) included/involved the following:

- Fortified foods**
- Bio-fortified foods**
- Micronutrient supplements**
- Nutritionists involved**
- Special training for cooks/caterers in nutrition
- Objective to meet nutritional goals**
- Objective to reduce obesity

### Food items fortified/biofortified:

Oil, grains/cereals and legumes (beans)

### Micronutrients:

Iron, zinc, and vitamins A and D

## ADDITIONAL INFORMATION

At least 200 nutritionists are engaged with school feeding programs in Burkina Faso, and cooks/caterers receive special training in food safety/hygiene. Beans biofortified with iron are used in school meals, and supplements containing iron, zinc, and vitamins A and D are provided to most students. Produce from school gardens is either consumed by students or sold. Obesity is not generally considered to be a problem in Burkina Faso.

## STUDIES CONDUCTED

Studies have been conducted that demonstrate the benefits of students' involvement in planning the school meal program and the importance of community involvement.

## RESEARCH NEEDED

Research is needed on home-grown school feeding, on the sustainability of school canteens in Burkina Faso, on multisectoral coordination in the school meal programs, and on the relationship between school meals and students' scholastic performance.

## AGRICULTURE, EMPLOYMENT, AND COMMUNITY PARTICIPATION

### Jobs created by school feeding programs\*

<b>1,500</b>	Cooks and food preparers
<b>5</b>	Transporters
	Off-site processors
	Food packagers and handlers
<b>50</b>	Monitoring
	Food service management
<b>3</b>	Safety and quality inspectors
	Other

*\*If blank, no response was provided.*

### Farmers were involved with the school feeding program(s)...

- Yes  No  No response

### Other private sector (for profit) actors were involved...

- Yes  No  No response

### There was a focus on creating jobs or leadership or income-generating opportunities for...

- Women**  Other groups  
 **Youth**  No response

### There was community engagement (by parents or others) in the school feeding program(s)...

- Yes  No  No response

### Were there links between food banks and the school feeding program(s)?

- Yes  No  There are no food banks in this country.

## ADDITIONAL INFORMATION

Of the 11,564 cooks reported to be working in the country's school canteen programs, 1,500 are paid (by their communities). Community involvement in the functioning of the canteens is emphasized; community members help with school gardens and fields, and some communities provide millet, beans, condiments, and/or firewood. Most of the food is purchased locally from all types and sizes of farms. The private sector is engaged in food trading, transport, and the provision of supplies (utensils).

## SUCCESSSES AND CHALLENGES

Recent successes related to school feeding in Burkina Faso include an innovation to transfer financial resources to municipalities to purchase food locally; the promotion of locally self-directed canteens; improved food processing; and refined food safety measures. Challenges faced by the programs include insufficient resources to cover the full nine months of the school year and to monitor food management; insufficient resources to support locally-managed canteens; delays in providing resources to the schools and preschools; the lack of adequate involvement by the Basic Education Circumscriptions (CEB); issues with food handling and storage that could lead to problems with food safety; delays in the analyses and certifications of the food; and the receipt of food by some unregistered schools.

## EMERGENCIES/COVID-19 PANDEMIC

The COVID-19 pandemic caused some temporary changes in how food was delivered (i.e., parents could pick up food to prepare at home) across all programs, and also caused a decrease in resources and the number of students fed in the program managed by the World Food Program. At the same time, the pandemic also resulted in more systematic handwashing and food safety procedures. In addition to the pandemic, Burkina Faso suffered from a slow-onset emergency and strikes of terrorism that caused schools in some areas to close, such that some school canteens were unable to function.

## CONTACTS: BURKINA FASO

**Agency:** Ministry of National Education, Literacy, and the Promotion of National Languages

**Website:** <https://www.education.gov.bf/accueil>

## NATIONAL SCHOOL CANTEENS PROGRAM PROGRAMME NATIONAL DES CANTINES SCOLAIRES – PCS

**Lead implementer(s):** Catholic Relief Services (CRS)

### OBJECTIVES:

- To meet educational goals
- To provide a social safety net
- To meet nutritional and/or health goals
- To meet agricultural goals

### MODALITIES OF PROVIDING STUDENTS WITH FOOD:

- In-school meals
- Take-home rations

### FREQUENCY AND DURATION:

- Five times per week for in-school meals during the school year

### TARGETING:

Universal (at primary level)

### HOW MANY STUDENTS RECEIVED SCHOOL FOOD IN 2020–2021 SCHOOL YEAR?

School level	# Students	% Girls	% Boys
Pre-school	86,912	48%	52%
Primary school	3,428,800	52%	48%
Secondary school	0	–	–
<b>Total</b>	<b>3,515,712</b>	<b>52%</b>	<b>48%</b>

### FOOD AND BEVERAGE ITEMS:

Grains, cereals                      Oil\*  
Legumes, pulses, nuts              Water

\* *fortified*

### FOOD SOURCES:

**97% Purchased (domestic)**    0% In-kind (domestic)  
**3% Purchased (foreign)**        0% In-kind (foreign)

### ADDITIONAL INFORMATION:

In the National School Canteens Program, which began operating in 2001, the national government provides money to local communities to purchase food on the local market for 9,000 public and 6,000 private schools. The program covers three months out of the nine-month school year. Communities are involved with the management and functioning of the program and with farming and school gardens. The Consumer League is involved if there are cases of fraud in the program.



## POST PRIMARY AND SECONDARY SCHOOL CANTEEN PROGRAM CANTINE SCOLAIRE DU POST PRIMAIRE ET SECONDAIRE – CSS

**Lead implementer(s):** School Canteens Program, Ministry of National Education, Literacy, and Promotion of National Languages (PCS-MENAPLN)

### OBJECTIVES:

- To meet educational goals
- To provide a social safety net
- To meet nutritional and/or health goals

### MODALITIES OF PROVIDING STUDENTS WITH FOOD:

- In-school meals

### FREQUENCY AND DURATION:

- 5 times per week during the school year

### TARGETING:

Targeted towards schools that request support

### HOW MANY STUDENTS RECEIVED SCHOOL FOOD IN 2020–2021 SCHOOL YEAR?

School level	# Students	% Girls	% Boys
Pre-school	0	–	–
Primary school	0	–	–
Secondary school	116,112	47%	53%
<b>Total</b>	<b>116,112</b>	<b>47%</b>	<b>53%</b>

### FOOD AND BEVERAGE ITEMS:

Grains, cereals                      Meat                                      Dairy milk  
Legumes, pulses, nuts              Oil\*                                      Water

\* *fortified*

### FOOD SOURCES:

**100% Purchased (domestic)**    0% In-kind (domestic)  
0% Purchased (foreign)        0% In-kind (foreign)

### ADDITIONAL INFORMATION:

This program serves public and private secondary schools that have requested support. The frequency of provision of in-school meals varies over the school year, and the COVID-19 pandemic caused a change in how the meals were served and a reduction in the number of students receiving food and in financial resources for the program.

## SCHOOL CANTEENS PROGRAM MENAPLN/CRS

### CANTINES SCOLAIRES MENAPLN/CATHWELL

**Lead implementer(s):** PCS- Ministry of National Education, Literacy, and Promotion of National Languages/CRS (MENAPLN/CATHWELL)

#### OBJECTIVES:

- To meet educational goals
- To provide a social safety net
- To meet nutritional and/or health goals
- To meet agricultural goals

#### MODALITIES OF PROVIDING STUDENTS WITH FOOD:

- In-school meals
- Take-home rations

#### FREQUENCY AND DURATION:

- Five times per week for in-school meals during the school year; monthly for take-home rations

#### TARGETING:

Geographic (based on indicators of household poverty and attendance)

#### HOW MANY STUDENTS RECEIVED SCHOOL FOOD IN 2020–2021 SCHOOL YEAR?

School level	# Students	% Girls	% Boys
Pre-school	950	47%	53%
Primary school	215,729	52%	48%
Secondary school	0	–	–
<b>Total</b>	<b>216,679</b>	<b>52%</b>	<b>48%</b>

#### FOOD AND BEVERAGE ITEMS:

Grains, cereals\* Oil\*  
Legumes, pulses, nuts\* Water  
\* fortified

#### FOOD SOURCES:

**20% Purchased (domestic)** 0% In-kind (domestic)  
0% Purchased (foreign) **80% In-kind (foreign)**

#### ADDITIONAL INFORMATION:

This U.S. Department of Agriculture McGovern-Dole-supported program supplements the government program and targets poor households within the target area. Additional objectives of the program are to mobilize communities and increase their accountability for the functioning of the program.



## SCHOOL CANTEEN PROGRAM OF THE WORLD FOOD PROGRAM

### CANTINE SCOLAIRE DU PROGRAMME ALIMENTAIRE MONDIALE – PAM

**Lead implementer(s):** School Canteen Program-WFP (PCS-PAM)

#### OBJECTIVES:

- To meet educational goals
- To provide a social safety net
- To meet nutritional and/or health goals
- To meet agricultural goals

#### MODALITIES OF PROVIDING STUDENTS WITH FOOD:

- In-school meals
- Take-home rations

#### FREQUENCY AND DURATION:

- Five times per week for in-school meals during the school year; monthly for take-home rations
- During the school year

#### TARGETING:

Targeting based on both geographic and individual student characteristics (indicators of household poverty and school attendance)

#### HOW MANY STUDENTS RECEIVED SCHOOL FOOD IN 2020–2021 SCHOOL YEAR?

School level	# Students	% Girls	% Boys
Pre-school	200	47.5%	52.5%
Primary school	56,800	37%	63%
Secondary school	0	–	–
<b>Total</b>	<b>57,000</b>	<b>37%</b>	<b>63%</b>

#### FOOD AND BEVERAGE ITEMS:

Grains, cereals\* Dairy products Dairy milk  
Legumes, pulses, nuts\* Oil\* Water  
\* fortified

#### FOOD SOURCES:

**100% Purchased (domestic)** 0% In-kind (domestic)  
0% Purchased (foreign) 0% In-kind (foreign)

#### ADDITIONAL INFORMATION:

This program is managed by the World Food Program and provides food for some students not covered by the government and other implementing partners. In addition to in-school meals for students, take-home rations are used in the program to encourage girls' attendance. The COVID-19 pandemic resulted in a decrease in financing and the number of students receiving food.

## EDUCO SCHOOL CANTEEN PROGRAM CANTINE SCOLAIRE DE EDUCO

Lead implementer(s): EDUCO

### OBJECTIVES:

- To meet educational goals
- To provide a social safety net
- To meet nutritional and/or health goals
- To meet agricultural goals

### MODALITIES OF PROVIDING STUDENTS WITH FOOD:

- In-school meals

### FREQUENCY AND DURATION:

- 5 times per week during the school year

### TARGETING:

Targeting based on geographic and individual student characteristics (indicators of household poverty)

### HOW MANY STUDENTS RECEIVED SCHOOL FOOD IN 2020–2021 SCHOOL YEAR?

School level	# Students	% Girls	% Boys
Pre-school	0	–	–
Primary school	10,000	40%	60%
Secondary school	0	–	–
<b>Total</b>	<b>10,000</b>	<b>40%</b>	<b>60%</b>

### FOOD AND BEVERAGE ITEMS:

Grains, cereals      Fish      Water  
Legumes, pulses, nuts      Oil\*

\* *fortified*

### FOOD SOURCES:

**100% Purchased (domestic)**      0% In-kind (domestic)  
0% Purchased (foreign)      0% In-kind (foreign)

### ADDITIONAL INFORMATION:

Parents and community members are expected to contribute beans, millet, firewood, and condiments to this program, and to participate in its management. The COVID-19 pandemic did not affect the program implementation.

