

SCHOOL MEAL/FEEDING PROGRAM(S)

Most recently completed school year:
September 2017 - July 2018 (180 school days)

- National Integrated School Feeding Program
- World Food Program Interim Strategic Plan for Benin (School Feeding Activity)
- International Food For Education (FFE) and Child Nutrition program

Lead Agency: Ministry of Maternal and Primary Education

NATIONAL LAWS, POLICIES, AND STANDARDS

- ☒ National school feeding policy
- ☒ Nutrition
- ☒ Food safety
- ☒ Agriculture
- ☒ Private sector involvement

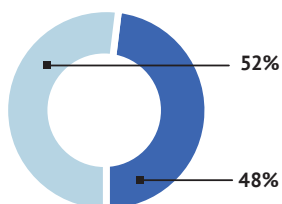
Line item in the national budget... ☒ Yes ☐ No

BUDGET

Total:
USD 45,380,649

☐ National government:
USD 23,800,000

☒ International donors:
USD 21,580,649



INFRASTRUCTURE

Few schools in Benin have electricity, running or drinking water, cafeterias, or flush toilets. Some schools have latrines, and most have some type of kitchen.

SPECIAL NOTES

THIS COUNTRY REPORT IS IN DRAFT FORM

MEALS/SNACKS/MODALITY

- | | |
|---|---|
| <input type="checkbox"/> Breakfast | <input type="checkbox"/> Snacks |
| <input checked="" type="checkbox"/> Lunch | <input checked="" type="checkbox"/> Take-home rations |
| <input type="checkbox"/> Dinner | <input type="checkbox"/> Conditional cash transfer |
-
- | | |
|--|--|
| <input checked="" type="checkbox"/> Grains/cereals | <input type="checkbox"/> Fish |
| <input checked="" type="checkbox"/> Roots, tubers | <input type="checkbox"/> Green, leafy vegetables |
| <input checked="" type="checkbox"/> Legumes and nuts | <input type="checkbox"/> Other vegetables |
| <input type="checkbox"/> Dairy products | <input type="checkbox"/> Fruits |
| <input type="checkbox"/> Eggs | <input checked="" type="checkbox"/> Oil |
| <input type="checkbox"/> Meat | <input checked="" type="checkbox"/> Salt |
| <input type="checkbox"/> Poultry | <input type="checkbox"/> Sugar |

Prohibited food items: Genetically-modified foods

FOOD SOURCES

- | | |
|--|---|
| <input checked="" type="checkbox"/> Purchased (domestic) | <input type="checkbox"/> In-kind (domestic) |
| <input checked="" type="checkbox"/> Purchased (foreign) | <input checked="" type="checkbox"/> In-kind (foreign) |

COMPLEMENTARY ACTIVITIES

- | | |
|---|---|
| <input checked="" type="checkbox"/> Handwashing with soap | <input type="checkbox"/> Hearing testing/treatment |
| <input type="checkbox"/> Height measurement | <input checked="" type="checkbox"/> Dental cleaning/testing |
| <input type="checkbox"/> Weight measurement | <input type="checkbox"/> Menstrual hygiene |
| <input checked="" type="checkbox"/> Deworming treatment | <input checked="" type="checkbox"/> Drinking water |
| <input type="checkbox"/> Eye testing/eyeglasses | <input checked="" type="checkbox"/> Water purification |

COMPLEMENTARY EDUCATION PROGRAMS

- | | |
|---|---|
| EDUCATION | OTHER |
| <input type="checkbox"/> Nutrition | <input type="checkbox"/> School gardens |
| <input checked="" type="checkbox"/> Health | <input type="checkbox"/> Physical education |
| <input type="checkbox"/> Food and agriculture | |
| <input checked="" type="checkbox"/> Reproductive health | |
| <input checked="" type="checkbox"/> Hygiene | |
| <input type="checkbox"/> HIV prevention | |
| <input checked="" type="checkbox"/> = mandatory | |



The Global Survey of School Meal Programs is the property of GCNF and is protected by copyright. It may not be reproduced or distributed without prior written consent. Contact: info@gcnf.org ©2019. The Global Child Nutrition Foundation. All rights reserved.

GCNF is a non-political, non-profit entity. Funding for this survey and a follow-up survey in 2021 is provided, in part, by the United States Department of Agriculture; agreement number FX18TA-10960G002.

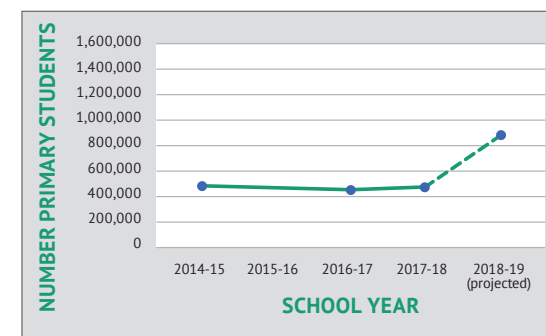
REPUBLIC OF Benin



SCHOOL MEAL PROGRAMS

CHILDREN RECEIVING FOOD, 2017-18

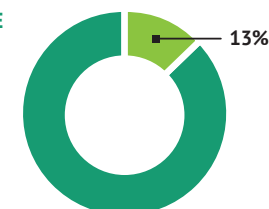
School level	# Students	% Girls	% Boys
Pre-school	N/A	—	—
Primary school	460,063	53%	47%
Secondary school	N/A	—	—
Total	460,063	53%	47%



COVERAGE: PRIMARY SCHOOL-AGE CHILDREN

Total number primary school- age children:
3,613,181

Receiving school food:
460,063



NUTRITION

School feeding program(s) include/involve the following:

- ☒ **Fortified foods**
- ☐ Bio-fortified foods
- ☐ Micronutrient supplements
- ☒ **Nutritionists involved**
- ☒ **Special training for cooks/caterers in nutrition**
- ☒ **Objective to meet nutritional goals**
- ☒ **Objective to reduce obesity**

Food items fortified:

Oil, salt

Micronutrients added to fortified foods:

Vitamin A, Iodine, Vitamin D

ADDITIONAL INFORMATION

At least 12 nutritionists were involved in these school feeding programs in Benin; the cooks are trained in nutritional matters; and several complementary activities also promote good nutrition, including: nutrition monitoring, deworming, nutrition education, and efforts to prevent or mitigate weight gain or obesity.

AGRICULTURE, EMPLOYMENT, AND COMMUNITY PARTICIPATION

Jobs created by school feeding programs

5,113	Cooks and food preparers
14	Transporters
0	Off-site processors
175	Food packagers and handlers
28	Monitoring
42	Food service management
16	Safety and quality inspectors
37	Other

Farmers were involved with the school feeding program(s)...

- ☒ Yes ☐ No

Other private sector (for profit) actors were involved...

- ☒ Yes ☐ No

There was a focus on creating jobs or leadership or income-generating opportunities for...

- ☒ **Women**
- ☒ **Youth**
- ☐ Other groups

There was community engagement (by parents or others) in the school feeding program(s)

- ☒ Yes ☐ No

ADDITIONAL INFORMATION

The Government of Benin finds that community involvement is necessary for the programs' success. National NGOs and facilitators are used for community mobilization and community engagement, and civil society groups help with the formation of school canteen management committees and the monitoring of the program.

CONTACTS: BENIN

Agency: Ministry of Maternal and Primary Education

Email: mempmatprim@gmail.com

SUCCESSES AND CHALLENGES

There have been several recent achievements related to school feeding in Benin.

- 2014: Adoption of the National School Food Policy
- 2015: National School Feeding Forum with the support of the WFP Center of Excellence based in Brazil
- 2016, 2017, and 2018: United Nations Day of School Feeding to highlight the program and advocate for the African School Food Day
- 2017: Agreement with the WFP for the National Integrated School Feeding Program
- 2018: A Round Table for resource mobilization for school canteens
- Extension of the program to cover 51% from the start of the 2018-2019 school year
- Pilot project of water supply in primary schools by the Fire Brigade Group

Strengths of the school feeding programs include:

- 1) Starting school canteens as soon as school starts
- 2) Increasing school enrollment and attendance rates
- 3) Increasing the attendance rate of girls in public primary schools

As challenges, Benin experiences management problems, inadequate storage and security of food supplies, lack of personnel, breaks in the supply chain, hard-to-reach schools (roads in bad condition, flooding, etc.), water problems for the operation of canteens, and the weak commitment of some communities.

STUDIES CONDUCTED

National School Feeding Policy (2014)

Diagnosis of constraints and recommendations for the functioning of the Government School Feeding Project (April 2017)

Diagnosis of School Feeding in Benin with the SABER Tool (in 2014 and 2017)

Cost Benefit Analysis of School Food in Benin with Mastercard (May-June 2018)

RESEARCH NEEDED

Impact assessment of school canteens in Benin

Sustainability of school canteens in Benin

Feasibility study of school feeding with local products in Benin (i.e., direct purchases from small-scale farmers)

NATIONAL INTEGRATED SCHOOL FEEDING PROGRAM

Lead implementer(s): School Food Directorate of the Ministry of Maternal and Primary Education

OBJECTIVES:

- To meet educational goals
- To provide a social safety net
- To meet nutritional and/or health goals
- To meet agricultural goals

MODALITIES OF PROVIDING STUDENTS WITH FOOD:

- In-school meals
- 5 days per week during the school year

TARGETING:

Geographic and individual student characteristics (especially in areas of high food insecurity with dispersed populations, limited resources, and low female school attendance rates)

HOW MANY STUDENTS RECEIVED SCHOOL FOOD IN 2017-18 SCHOOL YEAR?

School level	# Students	% Girls	% Boys
Pre-school	N/A	—	—
Primary school	256,873	46%	54%
Secondary school	N/A	—	—
Total	256,873	46%	54%

FOOD ITEMS:

Grains/cereals Salt Oil
Legumes and nuts

FOOD SOURCES:

55% Purchased (domestic) 0% In-kind (domestic)
45% Purchased (foreign) 0% In-kind (foreign)

NOTES:

This program began in 2000. Through elections for the canteen management committees, some women have leadership positions.



WORLD FOOD PROGRAM INTERIM STRATEGIC PLAN FOR BENIN (SCHOOL FEEDING ACTIVITY)

Lead implementer(s): World Food Program

OBJECTIVES:

- To meet educational goals
- To provide a social safety net
- To meet nutritional and/or health goals
- To meet agricultural goals

MODALITIES OF PROVIDING STUDENTS WITH FOOD:

- In-school meals
- 5 days per week during the school year

TARGETING:

Geographic characteristics (especially areas of high food insecurity and low rates of school attendance and retention)

HOW MANY STUDENTS RECEIVED SCHOOL FOOD IN 2017-18 SCHOOL YEAR?

School level	# Students	% Girls	% Boys
Pre-school	N/A	—	—
Primary school	161,537	65%	35%
Secondary school	N/A	—	—
Total	161,537	65%	35%

FOOD ITEMS:

Grains/cereals Roots/tubers Oil
Legumes and nuts

FOOD SOURCES:

55% Purchased (domestic) 0% In-kind (domestic)
45% Purchased (foreign) 0% In-kind (foreign)

NOTES:

This program began in 2015. The World Food Program is responsible for all key decision-making.



INTERNATIONAL FOOD FOR EDUCATION (FFE) AND CHILD NUTRITION PROGRAM

Lead implementer(s): Catholic Relief Services

OBJECTIVES:

- To meet educational goals
- To meet nutritional and/or health goals
- To prevent or mitigate obesity
- To meet agricultural goals

MODALITIES OF PROVIDING STUDENTS WITH FOOD:

- In-school meals (5 days per week during the school year)
- Take-home rations (quarterly during the school year)

TARGETING:

Geographic characteristics (especially rural areas of high food insecurity and low rates of school attendance)

HOW MANY STUDENTS RECEIVED SCHOOL FOOD IN 2017-18 SCHOOL YEAR?

School level	# Students	% Girls	% Boys
Pre-school	N/A	—	—
Primary school	41,653	49%	51%
Secondary school	N/A	—	—
Total	41,653	49%	51%

FOOD ITEMS:

Grains/cereals	Salt	Oil
Legumes and nuts		

FOOD SOURCES:

75% Purchased (domestic)	0% In-kind (domestic)
0% Purchased (foreign)	25% In-kind (foreign)

NOTES:

This program began in 2014. Small-scale farmers receive agricultural extension, school feeding-specific training, and forward contracts (purchase agreements set prior to harvest) as part of this program.

Private sector actors are involved in transportation and the provision of supplies (e.g., utensils).