

SCHOOL MEAL/FEEDING PROGRAM(S)

Most recently completed school year:
January 2018 - November 2018 (212 school days)

- School Feeding Program (Programa Merenda Eskolar)

Lead Agency: Ministry of Education, Youth, and Sport–
National Directorate of Social Action for School

NATIONAL LAWS, POLICIES, AND STANDARDS

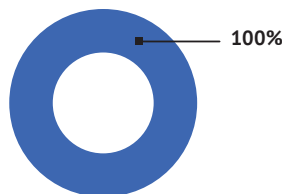
- ☒ **National school feeding policy**
- ☐ Nutrition
- ☐ Food safety
- ☐ Agriculture
- ☐ Private sector involvement

Line item in the national budget ☒ Yes ☐ No

BUDGET

Total:
USD 13,000,000

- ☒ National government:
USD 13,000,000
- ☐ International donors:
USD 0
- ☐ Private sector: USD 0
- ☐ Other donors: USD 0



**Contributions by United Nations agencies or non-governmental organizations often represent funding from multiple donors.*

INFRASTRUCTURE

Most meals are prepared on site in open cooking areas. Most schools have piped clean water, electricity, and latrines. None have flush toilets, very few have dedicated eating spaces, and only some have kitchens.

MEALS/SNACKS/MODALITY

- ☐ Breakfast
- ☒ **Lunch**
- ☐ Dinner
- ☐ Snacks
- ☐ Take-home rations
- ☐ Conditional cash transfer

- ☒ **Grains/cereals**
- ☐ Roots, tubers
- ☒ **Legumes and nuts**
- ☐ Dairy products
- ☒ **Eggs**
- ☒ **Meat**
- ☒ **Poultry**
- ☒ **Fish**
- ☒ **Green, leafy vegetables**
- ☒ **Other vegetables**
- ☐ Fruits
- ☒ **Oil**
- ☒ **Salt**
- ☐ Sugar

Prohibited food items: Frozen chicken, Sosis, noodles, and canned foods

FOOD SOURCES

- ☒ **Purchased (domestic)**
- ☒ **Purchased (foreign)**
- ☐ In-kind (domestic)
- ☐ In-kind (foreign)

COMPLEMENTARY ACTIVITIES

- ☒ **Handwashing with soap**
- ☒ **Height measurement**
- ☒ **Weight measurement**
- ☒ **Deworming treatment**
- ☐ Eye testing/eyeglasses
- ☐ Hearing testing/treatment
- ☒ **Dental cleaning/testing**
- ☒ **Menstrual hygiene**
- ☒ **Drinking water**
- ☐ Water purification

COMPLEMENTARY EDUCATION PROGRAMS

EDUCATION

- ☒ **Nutrition**
- ☒ **Health**
- ☒ **Food and agriculture**
- ☒ **Reproductive health**
- ☒ **Hygiene**
- ☒ **HIV prevention**

OTHER

- ☒ **School gardens**
- ☒ **Physical education**

☒ = mandatory

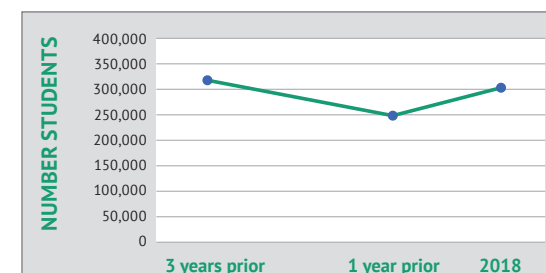
DEMOCRATIC REPUBLIC OF Timor-Leste



SCHOOL MEAL PROGRAMS

CHILDREN RECEIVING FOOD, 2018

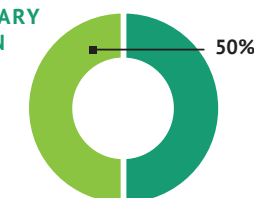
School level	Total #	# Enrolled	# Receiving Food
Primary school	462,657	332,617	302,447
Secondary school	136,872	61,933	N/A
Total	599,529	394,550	302,447



COVERAGE: PRIMARY AND SECONDARY SCHOOL-AGE CHILDREN

Total number primary and secondary school-age children: 599,529

Receiving school food: 302,447



- Food was also provided to some students in
- ☒ **Pre-schools**
 - ☐ Vocational/trade schools
 - ☐ University/higher education
 - ☐ Other



GCNF is a non-political, non-profit entity incorporated in 2006. Funding for this survey and a follow-up survey in 2021 is being provided, in part, by the United States Department of Agriculture under agreement number FX18TA-10960G002.

NUTRITION

School feeding program(s) include/involve the following:

- ☐ Fortified foods
- ☐ Bio-fortified foods
- ☐ Micronutrient supplements
- ☐ Nutritionists involved
- ☒ **Special training for cooks/caterers in nutrition**
- ☒ **Objective to meet nutritional goals**
- ☐ Objective to reduce obesity

Food items fortified:

None

Micronutrients added to fortified foods:

No

ADDITIONAL INFORMATION

A diverse set of food items are used in the school feeding program of Timor-Leste. For health-related reasons, frozen chicken, Sosis, noodles and canned foods are prohibited in the program. Unhealthy drinks and noodles in small packets are also restricted on or near school grounds.

Timor-Leste requires height and weight measurements in the program and deworming treatment, as well as complementary education covering food and agriculture, and nutrition.

Timor-Leste reports that obesity is not considered a problem in the country.

AGRICULTURE, EMPLOYMENT, AND COMMUNITY PARTICIPATION

Jobs created by school feeding programs

1,108	Cooks and food preparers
NR	Transporters
NR	Off-site processors
NR	Food packagers and handlers
0	Monitoring
NR	Food service management
64	Safety and quality inspectors
NR	Other

Farmers were involved with the school feeding program(s)...

☒ Yes ☐ No ☐ NR

Other private sector (for profit) actors were involved...

☐ Yes ☒ No ☐ NR

There was a focus on creating jobs or leadership or income-generating opportunities for...

- ☐ Women
- ☐ Youth
- ☐ Other groups

There was community engagement (by parents or others) in the school feeding program(s)

☒ Yes ☐ No ☐ NR

ADDITIONAL INFORMATION

Parent and teachers associations (PTAs) have responsibility for activities including the school feeding program; parents are involved in preparation, handling, and/or cleaning up in the program; civil society has a monitoring role.

CONTACTS: TIMOR-LESTE

Agency: National Directorate of Social Action for School, Ministry of Education, Youth and Sport

Website: www.moe.gov.tl

SUCCESSES AND CHALLENGES

Successes reported by Timor-Leste are: Reduction in the number of children abandoning school; use of local food; benefits to parents in support of increased production. Specific strengths reported are the program's School Feeding Manual; some schools have set up bank accounts; and the budget for school feeding is now separately defined in the state budget.

In terms of setbacks, there was a food (fish) poisoning in Timor-Leste in 2015 that affected more than 100 students, and strong winds damaged several schools in 2018, resulting in decreases in the program.

Challenges for the program include the fact that the program budget is not guaranteed, being dependent on the overall state of the national budget; few schools have kitchens and storage facilities; and there is no system in place for regular monitoring. There are concerns regarding reporting, and there is a need to improve the system of oversight/monitoring.

STUDIES CONDUCTED

None reported

RESEARCH NEEDED

- Management of school feeding (control and monitoring) and food preparation
- Evaluation of the school feeding program



SCHOOL FEEDING PROGRAM (PROGRAMA MERENDA ESKOLAR)

Lead implementer(s): Ministry of Education - National Directorate of Social Action for School

OBJECTIVES:

- To meet educational goals
- To meet nutritional and/or health goals

MODALITIES OF PROVIDING STUDENTS WITH FOOD:

- In-school meals

TARGETING:

Reported as not applicable

HOW MANY STUDENTS RECEIVED SCHOOL FOOD IN 2018 SCHOOL YEAR?

School level	# Students	% Girls	% Boys
Pre-school	21,832	49%	51%
Primary school	280,615	51%	49%
Secondary school	N/A	—	—
Total	302,447	51%	49%

FOOD ITEMS:

Grains/cereals	Poultry	Oil
Legumes & nuts	Fish	Salt
Eggs	Green leafy vegetables	
Meat	Other vegetables	

FOOD SOURCES:

50-75% Purchased (domestic)	0% In-kind (domestic)
25-50% Purchased (foreign)	0% In-kind (foreign)

NOTES:

The program began in 2006. Timor-Leste reports that 90% of the program's budget goes to food costs, and 10% is for handling, transportation and storage. An estimated 50-75% of the food for the program in the most recently completed school year was purchased locally.

There is an effort to limit food and packaging waste, and packaged, processed foods are not used in the program.