

SCHOOL MEAL/FEEDING PROGRAM(S)

Most recently completed school year:
September 2017 – May 2018 (190 total days)

- WFP School Meal Distribution; Food Coupons

Lead Agency: Ministry of Education

NATIONAL LAWS, POLICIES, AND STANDARDS

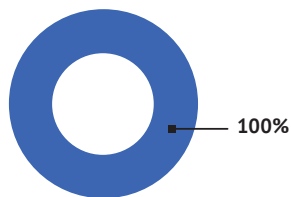
- ☐ National school feeding policy
- ☐ Nutrition
- ☐ Food safety
- ☐ Agriculture
- ☐ Private sector involvement

Line item in the national budget... ☐ Yes ☒ No ☐ NR

BUDGET

Total:
USD 90,125,157

- ☐ National government: None
- ☒ International donors*: USD 90,125,157
- ☐ Private sector: N/A
- ☐ Other donors: N/A



*Contributions by United Nations agencies or non-governmental organizations often represent funding from multiple donors.

INFRASTRUCTURE

All schools have electricity, clean water, latrines, piped water, and flush toilets. Very few schools have dedicated eating spaces/cafeterias. None of the schools have kitchens.

SPECIAL NOTES

100% of the reported school feeding activities in Syria are funded through the UN World Food Program (WFP). WFP provided data for this report.

MEALS/SNACKS/MODALITY

- ☐ Breakfast
- ☐ Lunch
- ☐ Dinner
- ☒ Snacks
- ☐ Take-home rations
- ☐ Conditional cash transfer

- ☐ Grains/cereals
- ☐ Roots, tubers
- ☐ Legumes and nuts
- ☐ Dairy products
- ☐ Eggs
- ☐ Meat
- ☐ Poultry
- ☐ Fish
- ☐ Green, leafy vegetables
- ☐ Other vegetables
- ☐ Fruits
- ☐ Oil
- ☐ Salt
- ☐ Sugar
- ☒ Other: Ma'amool dates pastry

Prohibited food items: Prohibited food items: candy, soft drinks

FOOD SOURCES

- ☐ Purchased (domestic)
- ☐ Purchased (foreign)
- ☐ In-kind (domestic)
- ☒ In-kind (foreign)

COMPLEMENTARY ACTIVITIES

- ☒ Handwashing with soap
- ☐ Height measurement
- ☒ Weight measurement
- ☒ Deworming treatment
- ☒ Eye testing/eyeglasses
- ☒ Hearing testing/treatment
- ☒ Dental cleaning/testing
- ☒ Menstrual hygiene
- ☒ Drinking water
- ☒ Water purification

COMPLEMENTARY EDUCATION PROGRAMS

EDUCATION

- ☒ Nutrition
- ☒ Health
- ☒ Food and agriculture
- ☒ Reproductive health
- ☒ Hygiene
- ☒ HIV prevention

☒ = mandatory

OTHER

- ☒ School gardens
- ☒ Physical education

The checked and highlighted items are reported as required, though they may not be uniformly implemented.



GCNF is a non-political, non-profit entity incorporated in 2006. Funding for this survey and a follow-up survey in 2021 is being provided, in part, by the United States Department of Agriculture under agreement number FX18TA-10960G002.

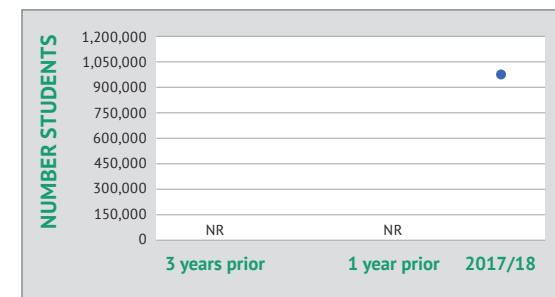
The Syrian Arab Republic



SCHOOL MEAL PROGRAMS

CHILDREN RECEIVING FOOD, 2017-18

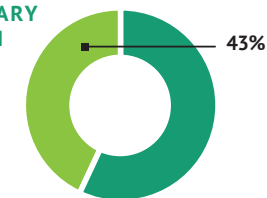
| School level | Total # | # Enrolled | # Receiving Food |
|------------------|------------------|------------------|------------------|
| Primary school | 2,045,212 | 2,045,212 | 967,841 |
| Secondary school | 233,231 | 233,231 | 0 |
| Total | 2,278,443 | 2,278,443 | 967,841 |



COVERAGE: PRIMARY AND SECONDARY SCHOOL-AGE CHILDREN

Total number primary and secondary school-age children: 2,278,443

Receiving school food:
967,841



Food was also provided to some students in
☒ Pre-schools ☐ Vocational/trade schools
☐ University/higher education ☐ Other

NUTRITION

School feeding program(s) include/involve the following:

- ☒ **Fortified foods**
- ☐ Bio-fortified foods
- ☐ Micronutrient supplements
- ☒ **Nutritionists involved**
- ☒ **Special training for cooks/caterers in nutrition**
- ☒ **Objective to meet nutritional goals**
- ☒ **Objective to reduce obesity**

Food items fortified:

Other

Micronutrients added to fortified foods:

Iron, Vitamin A, Iodine, Zinc, and Folic Acid

ADDITIONAL INFORMATION

To prevent or mitigate overweight/obesity the school feeding program offered nutritional education, food education, health education, and physical education. The program also had nutritional requirements for the food basket, and had food restrictions on or near school grounds. Additionally, special training or certification programs in nutrition and food safety/hygiene was required for cooks/caterers.

AGRICULTURE, EMPLOYMENT, AND COMMUNITY PARTICIPATION

Jobs created by school feeding programs

| | |
|----|-------------------------------|
| 80 | Cooks and food preparers |
| 4 | Transporters |
| NR | Off-site processors |
| NR | Food packagers and handlers |
| 4 | Monitoring |
| 3 | Food service management |
| NR | Safety and quality inspectors |
| NR | Other |

Farmers were involved with the school feeding program(s)...

☐ Yes ☒ No ☐ NR

Other private sector (for profit) actors were involved...

☒ Yes (National-scale companies in food processing and transport)
☐ No ☐ NR

There was a focus on creating jobs or leadership or income-generating opportunities for...

☒ **Women**
☐ Youth
☐ Other groups

There was community engagement (by parents or others) in the school feeding program(s)

☒ Yes ☐ No ☐ NR

ADDITIONAL INFORMATION

75–100% of cooks are women. All of them were paid in cash. The program has a purposeful focus on creating jobs or income-generating opportunities for women.

CONTACTS: SYRIA

Agency: Ministry of Education

Website: <http://moed.gov.sy/site>

SUCCESSES AND CHALLENGES

Syria has been affected by prolonged conflict and an economic/financial crisis. Many schools were destroyed and large segments of the population displaced.

Three positive developments related to school feeding in the country in the past five years are the high levels of school enrollment, the national economy support, and a low dropout rate. Strengths of the program in Syria include its wide geographical coverage, support for needy areas, and local production.

Storage and transportation were cited as key challenges to the program, but no corruption or mismanagement was reported.

STUDIES CONDUCTED

None

RESEARCH NEEDED

The educational, social, and economic impact of school feeding programs on students

Program report: Syria

All data from the 2017-18 school year

SCHOOL MEAL

Lead implementer(s): Ministry of Education

OBJECTIVES:

- To meet educational goals

MODALITIES OF PROVIDING STUDENTS WITH FOOD:

- In-School Snacks

TARGETING:

Geographic, Individual student characteristics

HOW MANY STUDENTS RECEIVED SCHOOL FOOD IN 2017-18 SCHOOL YEAR?

| School level | # Students | % Girls | % Boys |
|------------------|------------------|---------|--------|
| Pre-school | 107,576 | — | — |
| Primary school | 967,841 | 49% | 51% |
| Secondary school | 233,231 | — | — |
| Total | 1,308,648 | — | — |

FOOD ITEMS:

Grains/cereals

* fortified

FOOD SOURCES:

0 - Purchased (domestic)

0 - Purchased (foreign)

Yes - In-kind (domestic)

Yes - In-kind (foreign) (WFP)

NOTES:

None of the participating schools have kitchens. Over several years, WFP built the capacity of local food manufacturers to produce fortified date pastries for the program. Prepared meals and food vouchers were introduced in 2017; the school meals are prepared in off-site centralized kitchens, managed by WFP and their implementing partners.

