

SCHOOL MEAL/FEEDING PROGRAM(S)

Most recently completed school year:

April 2018 – March 2019 (176 days +10 days for examinations)

- Shamil and Students' Support Fund
- Sudan School Meals Program, UN World Food Program (WFP)

Lead Agency: Ministry of Security and Social Development

NATIONAL LAWS, POLICIES, AND STANDARDS

- ☐ National school feeding policy
- ☐ Nutrition
- ☐ Food safety
- ☐ Agriculture
- ☐ Private sector involvement

Line item in the national budget... ☒ Yes ☐ No ☐ NR

BUDGET

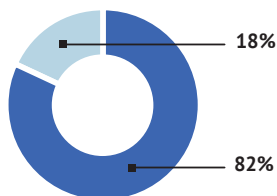
Total:
USD 27,476,767

☐ National government:
USD 4,943,994

☒ International donors*:
USD 22,532,773

☐ Private sector: NR

☒ Other donors: NR



*Contributions by United Nations agencies or non-governmental organizations often represent funding from multiple donors.

INFRASTRUCTURE

Approximately 30% of school meals/snacks are prepared on-site. Amenities present in typical kitchens in participating schools include closed cooking area, on-site water, storage, electricity, charcoal, wood, or gas stove, and serving utensils. Some schools have electricity, piped water, and kitchens; very few schools have clean water, latrines, flush toilets, or dedicated eating spaces/cafeterias.

MEALS/SNACKS/MODALITY

- ☒ Breakfast (National program)
- ☐ Lunch
- ☐ Dinner
- ☐ Conditional cash transfer
- ☐ Snacks
- ☒ Take-home rations (WFP Program)

- ☒ Grains/cereals
- ☐ Roots, tubers
- ☒ Legumes and nuts
- ☐ Dairy products
- ☐ Eggs
- ☐ Meat
- ☐ Poultry
- ☐ Fish
- ☐ Green, leafy vegetables
- ☐ Other vegetables
- ☐ Fruits
- ☒ Oil
- ☒ Salt
- ☐ Sugar

Prohibited food items: No food items are specifically prohibited in the school feeding programs

FOOD SOURCES

- ☐ Purchased (domestic)
- ☐ Purchased (foreign)
- ☐ In-kind (domestic)
- ☐ In-kind (foreign)

COMPLEMENTARY ACTIVITIES

- ☒ Handwashing with soap
- ☐ Height measurement
- ☐ Weight measurement
- ☒ Deworming treatment
- ☐ Eye testing/eyeglasses
- ☐ Hearing testing/treatment
- ☐ Dental cleaning/testing
- ☐ Menstrual hygiene
- ☒ Drinking water
- ☐ Water purification

COMPLEMENTARY EDUCATION PROGRAMS

EDUCATION

- ☒ Nutrition
- ☒ Health
- ☐ Food and agriculture
- ☐ Reproductive health
- ☒ Hygiene
- ☐ HIV prevention

OTHER

- ☐ School gardens
- ☐ Physical education

☒ = mandatory

The checked and highlighted items are reported as required, though they may not be uniformly implemented.



GCNF is a non-political, non-profit entity incorporated in 2006. Funding for this survey and a follow-up survey in 2021 is being provided, in part, by the United States Department of Agriculture under agreement number FX18TA-10960G002.

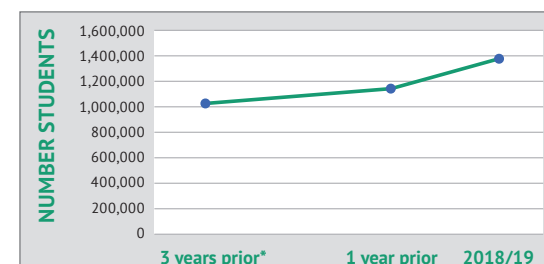
THE REPUBLIC OF THE Sudan



SCHOOL MEAL PROGRAMS

CHILDREN RECEIVING FOOD, 2018-19

School level	Total #	# Enrolled	# Receiving Food
Primary school	8,329,411	6,037,249	1,321,789
Secondary school	2,656,668	1,067,449	34,000
Total	10,986,079	7,104,698	1,355,789



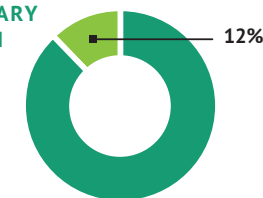
*Only represents the number of children receiving food from the WFP. National program numbers were not reported.

COVERAGE: PRIMARY AND SECONDARY SCHOOL-AGE CHILDREN

Total number primary and secondary school-age children: 10,986,079

Receiving school food:
1,355,789

- ☒ Pre-schools
- ☐ Vocational/trade schools
- ☐ University/higher education
- ☐ Other



NR = No Response

NUTRITION

School feeding program(s) include/involve the following:

- ☒ **Fortified foods**
- ☐ Bio-fortified foods
- ☐ Micronutrient supplements
- ☒ **Nutritionists involved**
- ☐ Special training for cooks/caterers in nutrition
- ☒ **Objective to meet nutritional goals**
- ☐ Objective to reduce obesity
- ☒ **To meet educational goals**

Food items fortified:

Oil, Salt

Micronutrients added to fortified foods:

Vitamin A, Iodine

ADDITIONAL INFORMATION

Handwashing with soap, and health education are mandatory activities as a national and program requirement. Obesity is not considered a problem in Sudan. Special training or certification programs were not required for cooks/caterers.

AGRICULTURE, EMPLOYMENT, AND COMMUNITY PARTICIPATION

Jobs created by school feeding programs

4,306	Cooks and food preparers
20	Transporters
NR	Off-site processors
NR	Food packagers and handlers
30	Monitoring
NR	Food service management
NR	Safety and quality inspectors
NR	Other

Farmers were involved with the school feeding program(s)...

☐ Yes ☒ No ☐ NR

Other private sector (for profit) actors were involved...

☒ Yes ☐ No ☐ NR

There was a focus on creating jobs or leadership or income-generating opportunities for...

- ☒ **Women**
- ☐ Youth
- ☐ Other groups

There was community engagement (by parents or others) in the school feeding program(s)

☒ Yes ☐ No ☐ NR

ADDITIONAL INFORMATION

Cooks/caterers are paid in cash by local government; between 25 and 50% were women. Local companies were involved in food trading, food processing, transport, and in providing supplies for the programs. Women were encouraged to participate in the programs and to take leadership positions in the Parents and Teachers Associations and Schools' Friends. Community members were encouraged to volunteer to help with food preparation, supervision, and/or serving. Civil society helped by contributing whatever was lacking (e.g., fuel, food, water, spices).

CONTACTS: SUDAN

Agency: Federal Ministry of General Education

Email: undersecretary@moe.gov.sd

SUCCESSES AND CHALLENGES

The country was affected by economic/financial crises and conflict emergencies in the most recently completed school year. Displacement in the Darfur states affected education in general and resulted in many displaced people in addition to economic hardship. This resulted in decreasing the number of students fed, frequency of school feeding, size of rations, level of food basket variety, and required changes in targeting approaches for school feeding programs. There are preparation measures in place related to school feeding for future emergencies through assessment and planning, in addition to increases in potential financial resources.

Successes: A Systems Approach for Better Education Results (SABER) workshop was conducted in 2016; development of an Action Plan/Road map; and an MoU was signed between the Government of Sudan and WFP on School Feeding.

Strengths: School feeding improved attendance, performance, and retention.

Setbacks: The political-will was very weak; there were no policies for school feeding; and there was limited funding for education in general.

Challenges: The inflationary prices affected the coverage for the school feeding; there are issues with data accuracy; it is difficult to monitor vast areas beset by hazards and risks; and access is difficult during the rainy season in some areas.

Corruption/Mismanagement: Inaccessibility of schools and lack of monitoring sometimes result in mismanagement.

STUDIES CONDUCTED

NR

RESEARCH NEEDED

Home Grown School Feeding Study – Assess the cost effectiveness of the school feeding in Sudan

SHAMIL AND STUDENTS' SUPPORT FUND

Lead implementer(s):

- Ministry of Security and Social Development
- Students' Support Fund

OBJECTIVES:

- To meet educational goals
- To provide a social safety net
- To meet nutritional and/or health goals
- Other: To reduce short term hunger

MODALITIES OF PROVIDING STUDENTS WITH FOOD:

- In-school meals

TARGETING:

Geographic

HOW MANY STUDENTS RECEIVED SCHOOL FOOD IN 2018-19 SCHOOL YEAR?

School level	# Students	% Girls	% Boys
Pre-school	N/A		
Primary school	138,000	48%	52%
Secondary school	34,000	51%	49%
Total	172,000	—	—

FOOD ITEMS:

Grains/cereals (Fava Beans, Lentils, Pulses, Bread)

Legumes and nuts

Oil*

Salt*

* fortified

FOOD SOURCES:

100% Purchased (domestic)

0% In-kind (domestic)

0% Purchased (foreign)

0% In-kind (foreign)

NOTES:

This feeding program geographically targeted schools in poor states and localities. Competitive, and small-scale farmers/small farmer organizations/small companies successfully competed in open-bid contracts for school feeding programs.

WFP - SUDAN SCHOOL MEALS PROGRAM

Lead implementer(s): WFP

OBJECTIVES:

- To meet educational goals
- To provide a social safety net
- Other: To improve household food security

MODALITIES OF PROVIDING STUDENTS WITH FOOD:

- In-school meals (five times per week over eight months)
- Take-home rations (monthly) to improve girls' attendance

TARGETING:

Geographic & Individual student characteristics

HOW MANY STUDENTS RECEIVED SCHOOL FOOD IN 2018-19 SCHOOL YEAR?

School level	# Students	% Girls	% Boys
Pre-school	NR		
Primary school	1,189,789	—	—
Secondary school	N/A		
Total	1,189,789	—	—

FOOD ITEMS:

Grains/cereals

Salt*

Oil*

Pulses

* fortified

FOOD SOURCES:

30% Purchased (domestic)

0% In-kind (domestic)

70% Purchased (foreign)

0% In-kind (foreign)

NOTES:

This feeding program's core modality is provision of in-school meals where schools are targeted based on food security indicators. Additionally, a second modality offered by WFP – Sudan is a monthly distribution of take home rations given to girls who attended more than 80% of school days in areas where gender parity is high. It was reported that this second modality provided take home rations for approximately 6,000 primary-school-age girls during 2018/19.

