

SCHOOL MEAL/FEEDING PROGRAM(S)

Most recently completed school year:
March 2017 – March 2018 (200 days)

National School Nutrition Program (NSNP), supplemented by
a. Private sector in-school breakfast partnerships in support of the NSNP
b. Non-Government Organizations in some Early Childhood Development Centers

Lead Agency: Department of Basic Education, Ministry of Education

NATIONAL LAWS, POLICIES, AND STANDARDS

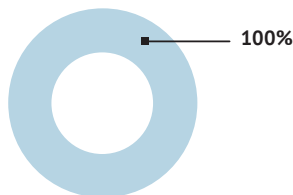
- ☒ National school feeding policy
- ☒ Nutrition
- ☒ Food safety
- ☒ Agriculture
- ☒ Private sector involvement

Line item in the national budget... ☒ Yes ☐ No ☐ NR

BUDGET

Total:
USD 413,114,797

- ☒ National government:
USD 413,114,797
- ☒ International donors*:
USD 0
- ☒ Private sector: USD 0
- ☒ Other donors: USD 0



**Contributions by United Nations agencies or non-governmental organizations often represent funding from multiple donors.*

INFRASTRUCTURE

Most of the schools in South Africa have electricity, piped water, clean water, latrines, and flush toilets. Some have kitchens and very few have dedicated eating spaces/cafeterias.

MEALS/SNACKS/MODALITY

- | | |
|---|--|
| <input checked="" type="checkbox"/> Breakfast | <input type="checkbox"/> Snacks |
| <input checked="" type="checkbox"/> Lunch | <input type="checkbox"/> Take-home rations |
| <input type="checkbox"/> Dinner | <input type="checkbox"/> Conditional cash transfer |
-
- | | |
|--|---|
| <input checked="" type="checkbox"/> Grains/cereals | <input checked="" type="checkbox"/> Fish |
| <input type="checkbox"/> Roots, tubers | <input checked="" type="checkbox"/> Green, leafy vegetables |
| <input checked="" type="checkbox"/> Legumes and nuts | <input checked="" type="checkbox"/> Other vegetables |
| <input checked="" type="checkbox"/> Dairy products | <input checked="" type="checkbox"/> Fruits |
| <input type="checkbox"/> Eggs | <input checked="" type="checkbox"/> Oil |
| <input type="checkbox"/> Meat | <input checked="" type="checkbox"/> Salt |
| <input type="checkbox"/> Poultry | <input type="checkbox"/> Sugar |

Prohibited food items: Non-UHT milk, non-pasteurized sour milk, processed meats, sugary foods such as jam, fresh meat where there is no cold storage, non-fortified maize meal and non-iodized salt, peanut butter.

FOOD SOURCES

- | | |
|--|--|
| <input checked="" type="checkbox"/> Purchased (domestic) | <input checked="" type="checkbox"/> In-kind (domestic) |
| <input type="checkbox"/> Purchased (foreign) | <input type="checkbox"/> In-kind (foreign) |

COMPLEMENTARY ACTIVITIES

- | | |
|--|---|
| <input checked="" type="checkbox"/> Handwashing with soap | <input checked="" type="checkbox"/> Hearing testing/treatment |
| <input type="checkbox"/> Height measurement | <input checked="" type="checkbox"/> Dental cleaning/testing |
| <input type="checkbox"/> Weight measurement | <input type="checkbox"/> Menstrual hygiene |
| <input checked="" type="checkbox"/> Deworming treatment | <input checked="" type="checkbox"/> Drinking water |
| <input checked="" type="checkbox"/> Eye testing/eyeglasses | <input checked="" type="checkbox"/> Water purification |

COMPLEMENTARY EDUCATION PROGRAMS

- | | |
|---|--|
| EDUCATION | OTHER |
| <input checked="" type="checkbox"/> Nutrition | <input checked="" type="checkbox"/> School gardens |
| <input checked="" type="checkbox"/> Health | <input checked="" type="checkbox"/> Physical education |
| <input type="checkbox"/> Food and agriculture | |
| <input checked="" type="checkbox"/> Reproductive health | |
| <input checked="" type="checkbox"/> Hygiene | |
| <input checked="" type="checkbox"/> HIV prevention | |
| <input checked="" type="checkbox"/> = mandatory | |

The checked and highlighted items are reported as required, though they may not be uniformly implemented.



GCNF is a non-political, non-profit entity incorporated in 2006. Funding for this survey and a follow-up survey in 2021 is being provided, in part, by the United States Department of Agriculture under agreement number FX18TA-10960G002.

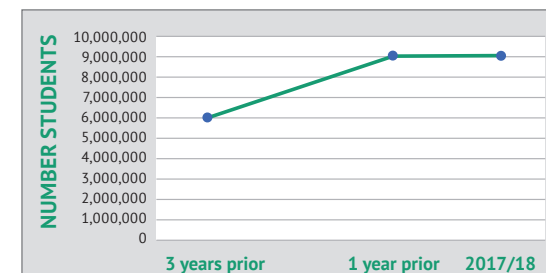
REPUBLIC OF South Africa



SCHOOL MEAL PROGRAMS

CHILDREN RECEIVING FOOD, 2017-18

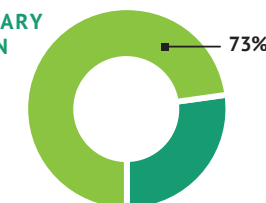
School level	Total #	# Enrolled	# Receiving Food
Primary school	8,103,135	8,103,135	6,266,304
Secondary school	4,372,304	4,372,304	2,891,042
Total	12,475,439	12,475,439	9,157,346



COVERAGE: PRIMARY AND SECONDARY SCHOOL-AGE CHILDREN

Total number primary and secondary school-age children: 12,475,439

Receiving school food:
9,157,346



Food was also provided to some students in
☒ Pre-schools ☐ Vocational/trade schools
☐ University/higher education ☐ Other

NUTRITION

School feeding program(s) include/involve the following:

- ☒ **Fortified foods**
- ☐ Bio-fortified foods
- ☐ Micronutrient supplements
- ☒ **Nutritionists involved**
- ☒ **Special training for cooks/caterers in nutrition**
- ☒ **Objective to meet nutritional goals**
- ☒ **Objective to reduce obesity**

Food items fortified:

Cereals, salt

Micronutrients added to fortified foods:

Iron, Vitamin A, Iodine, Vitamin D, Zinc, Folate, Thiamine, Riboflavin, Niacin

ADDITIONAL INFORMATION

South Africa considers obesity to be a concern and is taking measures to address it in schools. Six nutritionists were involved in the reported school year; and cooks are paid, and are trained in nutrition, menu planning, proportions/measurements, and food safety/hygiene. In addition to promoting a balanced diet for learners, the government has issued guidelines regarding food/snacks that are sold in truck-shops at or near schools.

AGRICULTURE, EMPLOYMENT, AND COMMUNITY PARTICIPATION

Jobs created by school feeding programs

55,000	Cooks and food preparers
5,000	Transporters
NR	Off-site processors
NR	Food packagers and handlers
NR	Monitoring
NR	Food service management
NR	Safety and quality inspectors
NR	Other

Farmers were involved with the school feeding program(s)...

☐ Yes ☒ No ☐ NR

Other private sector (for profit) actors were involved...

☐ Yes ☐ No ☒ NR

There was a focus on creating jobs or leadership or income-generating opportunities for...

- ☒ **Women**
- ☐ Youth
- ☐ Other groups

There was community engagement (by parents or others) in the school feeding program(s)

☒ Yes ☐ No ☐ NR

ADDITIONAL INFORMATION

School Governing Bodies are involved in the appointment of cooks and in some cases, procure food at school level. In-school breakfast programs may be supported by private sector or community partners, and support for infrastructure and nutrition education are encouraged. The private sector provides tangible inputs (food, kitchens, monitoring strategy, training, etc.), not funding. Non-governmental groups extend the coverage of school feeding in several ways, either by delivering meals to NSNP schools under a contract from DBE, by reaching out to schools that are needy but not eligible for NSNP support, by targeting pre-school children, or by adding a second meal at schools where NSNP provides only one meal a day.

SUCCESSSES AND CHALLENGES

Recent successes in the South African program included: the continuous provision of cooked meals to primary and secondary learners funded by the government; improved protein on the menu with the addition of canned pilchards and ultra high temperature (UHT) treated milk; and deworming of all primary school learners linked to feeding.

Strengths of the program included: Government funding of the feeding program; policies in place to guide implementation of the program; and experienced and capable officials at provincial and national levels.

A major setback of the program was a drought and inflation of food prices in 2016/17, but additional funding was provided by National Treasury to avert possible negative effects. Challenges related to school feeding included: funding to improve school meals, especially with regard to the variety of protein foods, targeted in-school breakfast is limited; procurement from smallholder farmers; centralized procurement of protein foods to ensure good quality is maintained; and theft and pilferage of food items at schools.

STUDIES CONDUCTED

A study commissioned by the Departments of Basic Education, and Monitoring and Evaluation showed school feeding had a positive impact on learner participation and attendance and addressed child food security in communities.

Working paper *School Feeding in South Africa: What we know, what we don't know, what we need to know, what we need to do*, by S. Devereux, et al, 2018

RESEARCH NEEDED

A national study of the impact of the NSNP on learners; a cost-effective delivery model

CONTACTS: SOUTH AFRICA

The program started in 1996. In 2004, the Primary School Nutrition Program was transferred from the Department of Health to Education. Although policies are from the national offices of Education, Agriculture and Health the procurement is decentralized to provinces, districts and sometimes schools; School Principals also make decisions on involvement with the private sector. Many schools in South Africa have legal standing and can take legal decisions through the School Governing Bodies.

Program report: South Africa

All data from the 2017-18 school year

NATIONAL SCHOOL NUTRITION PROGRAM (NSNP)

Lead implementer(s): Department of Basic Education

OBJECTIVES:

- To meet educational goals

MODALITIES OF PROVIDING STUDENTS WITH FOOD:

- In-school meals
- On school days for the entire year

TARGETING:

Geographic, based on poverty indicators

HOW MANY STUDENTS RECEIVED SCHOOL FOOD IN 2017-18 SCHOOL YEAR?

School level	# Students	% Girls	% Boys
Pre-school	Yes	—	—
Primary school	6,266,304	—	—
Secondary school	2,891,042	—	—
Total	9,157,346	—	—

FOOD ITEMS:

Grains/cereals*	Fish	Fruits
Legumes and nuts	Green, leafy vegetables	Salt*
Dairy products	Other vegetables	Oil

* fortified

FOOD SOURCES:

100% Purchased (domestic)	0% In-kind (domestic)
0% Purchased (foreign)	0% In-kind (foreign)

NOTES:

The NSNP was started in 1996, and since 2004 has been implemented by the Department of Basic Education's NSNP Directorate. Some aspects are managed by the School Governing Bodies. The National Food and Nutrition Security Coordinating Team is responsible for coordinating all government food programs. The NSNP is supplemented by private sector (in-kind) investments in school breakfasts, kitchens, training, and monitoring, and by non-governmental groups that provide food for pre-schoolers in some areas. Paid cooks are called Volunteer Food Handlers, they prepare meals at schools. The government encourages the participation of cooperatives and small, medium, and macro enterprises.

