

## SCHOOL MEAL/FEEDING PROGRAM(S)

**Most recently completed school year:**  
June 2018 - March 2019 (180 school days)

- Department of Education (DepEd) School Based Feeding Program
- School Meals in Maguindanao (World Food Program Feeding Program)

**Lead Agency:** Department of Education, Government of Philippines

## NATIONAL LAWS, POLICIES, AND STANDARDS

- ☒ National school feeding policy
- ☒ Nutrition
- ☒ Food safety
- ☐ Agriculture
- ☐ Private sector involvement

Line item in the national budget... ☐ Yes ☒ No ☐ NR

### BUDGET

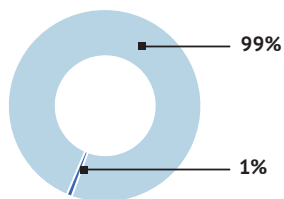
Total:  
USD 94,123,425

☒ National government:  
USD 93,237,425

☒ International donors\*:  
USD 886,000

☐ Private sector: USD 0

☐ Other donors: USD 0



\*Contributions by United Nations agencies or non-governmental organizations often represent funding from multiple donors.

## INFRASTRUCTURE

Most schools have electricity, clean on-site water (some piped, some not), latrines or flush toilets, cooking areas, storage, and gas or charcoal/wood stoves; some have dedicated eating spaces.

## SPECIAL NOTES

Some data from UNESCO was used to complete this report.

NR = No Response

## MEALS/SNACKS/MODALITY

- ☒ Breakfast
- ☒ Lunch
- ☐ Dinner
- ☐ Snacks
- ☐ Take-home rations
- ☐ Conditional cash transfer

- ☒ Grains/cereals
- ☒ Roots, tubers
- ☒ Legumes and nuts
- ☐ Dairy products
- ☒ Eggs
- ☒ Meat
- ☒ Poultry
- ☒ Fish
- ☒ Green, leafy vegetables
- ☐ Other vegetables
- ☐ Fruits
- ☒ Oil
- ☒ Salt
- ☒ Sugar

**Prohibited food items:** Prohibited food items: Food too high in salt, sugar and fat

## FOOD SOURCES

- ☒ Purchased (domestic)
- ☐ Purchased (foreign)
- ☒ In-kind (domestic)
- ☒ In-kind (foreign)

## COMPLEMENTARY ACTIVITIES

- ☒ Handwashing with soap
- ☒ Height measurement
- ☒ Weight measurement
- ☒ Deworming treatment
- ☒ Eye testing/eyeglasses
- ☒ Hearing testing/treatment
- ☒ Dental cleaning/testing
- ☒ Menstrual hygiene
- ☒ Drinking water
- ☒ Water purification

## COMPLEMENTARY EDUCATION PROGRAMS

- EDUCATION**
- ☒ Nutrition
- ☒ Health
- ☒ Food and agriculture
- ☒ Reproductive health
- ☒ Hygiene
- ☒ HIV prevention

- OTHER**
- ☒ School gardens
- ☐ Physical education

☒ = mandatory

The checked and highlighted items are reported as required, though they may not be uniformly implemented.



Gcnf is a non-political, non-profit entity incorporated in 2006. Funding for this survey and a follow-up survey in 2021 is being provided, in part, by the United States Department of Agriculture under agreement number FX18TA-10960G002.

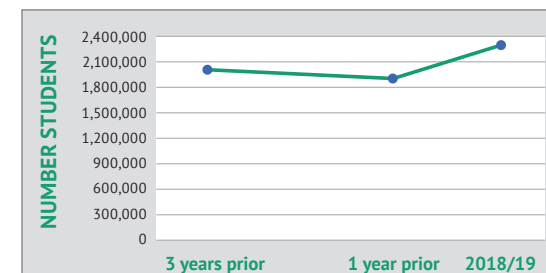
# REPUBLIC OF THE Philippines



## SCHOOL MEAL PROGRAMS

### CHILDREN RECEIVING FOOD, 2018-19

School level	Total #	# Enrolled	# Receiving Food
Primary school	14,879,919	14,118,252	2,299,766
Secondary school	8,194,280	8,439,886	N/A
<b>Total</b>	<b>23,074,199</b>	<b>22,558,138</b>	<b>2,299,766</b>

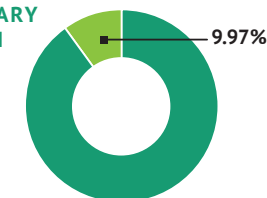


### COVERAGE: PRIMARY AND SECONDARY SCHOOL-AGE CHILDREN

Total number primary and secondary school-age children: 23,074,199

Receiving school food:  
☒ 2,299,766

Food was also provided to some students in  
☒ Pre-schools ☐ Vocational/trade schools  
☐ University/higher education ☐ Other



## NUTRITION

School feeding program(s) include/involve the following:

- ☒ **Fortified foods**
- ☐ Bio-fortified foods
- ☒ **Micronutrient supplements**
- ☒ **Nutritionists involved**
- ☐ Special training for cooks/caterers in nutrition
- ☒ **Objective to meet nutritional goals**
- ☐ Objective to reduce obesity

### Food items fortified:

Grains/cereals, salt, oil

### Micronutrients added to fortified foods:

Iron, Iodine, Vitamin A

## ADDITIONAL INFORMATION

To prevent or mitigate overweight/obesity, the Philippines used the following approaches in their school feeding programs: nutritional requirements for food baskets, food restrictions on or near school grounds, physical education, and education on nutrition, food, and health education. Cooks received special training for nutrition, portions/measurements, menu planning and food safety/hygiene. Approximately 40 nutritionists were involved in the government program and one was involved with the World Food Program-implemented program.

## AGRICULTURE, EMPLOYMENT, AND COMMUNITY PARTICIPATION

### Jobs created by school feeding programs

Yes	Cooks and food preparers
0	Transporters
0	Off-site processors
0	Food packagers and handlers
1,500	Monitoring
1	Per school food service management
1	Per school safety and quality inspectors
NR	Other

### Farmers were involved with the school feeding program(s)...

☐ Yes ☒ No ☐ NR

### Other private sector (for profit) actors were involved...

☒ Yes ☐ No ☐ NR

### There was a focus on creating jobs or leadership or income-generating opportunities for...

- ☒ **Women**
- ☒ **Youth**
- ☐ Other groups

### There was community engagement (by parents or others) in the school feeding program(s)

☒ Yes ☐ No ☐ NR

## ADDITIONAL INFORMATION

Although the Philippines did not report a specific number of cooks involved in the program, they said that a large number were involved, most were parents, 50–75% were women, and some were paid (in cash or in kind) by the government. Food purchases were made through competitive processes, including some with preferential treatment for small-scale farmers/small farmer organizations/small companies. The government program also focused on creating jobs, leadership, and/or income-generating opportunities for both youth and women.

## CONTACTS: PHILIPPINES

**Agency:** Department of Education

**Website:** www.deped.gov.ph

## SUCCESSES AND CHALLENGES

The Philippines reported that their programs have been successful in covering all recognized wasted and severely wasted learners identified by a baseline assessment. They also said school feeding efforts resulted in parents bringing their children to school and an increase in participation and better performance in the case of the learners. At the time of the survey response, the Philippines School Based Feeding Program did not have a separate budget assigned in the national budget, however the passage of a new law covering the program from 2019 onward means that Philippines will have a separate budget line for SBFP.

The country experienced an emergency when Marawi city was beset by terrorism and became a war zone. This required an emergency school feeding program there, which meant an increase in the number of students fed, the frequency in which they were fed, and the ration size for each. It also resulted in a reduction in the variety of food in the food basket.

Other challenges reported for the country were difficulty in convincing some parents to assist, resulting in the implementation burden falling on the shoulders of teachers; and some corruption that occurred as fund allocations were decentralized.

## STUDIES CONDUCTED

Assessment of School Based Feeding Program by Philippines Institute of Demographic Studies (PIDS0)

## RESEARCH NEEDED

Study on Process Evaluation on how to better implement the program

## DEPED SCHOOL BASED FEEDING PROGRAM

**Lead implementer(s):** Department of Education

### OBJECTIVES:

- To meet educational goals
- To provide a social safety net
- To meet nutritional and/or health goals

### MODALITIES OF PROVIDING STUDENTS WITH FOOD:

- In-school meals

### TARGETING:

Individual student characteristics and geographic (body mass index indicating wasting; at-risk provinces)

### HOW MANY STUDENTS RECEIVED SCHOOL FOOD IN 2018-19 SCHOOL YEAR?

School level	# Students	% Girls	% Boys
Pre-school	461,001	—	—
Primary school	1,791,931	—	—
Secondary school	N/A		
<b>Total</b>	<b>2,252,932</b>	<b>—</b>	<b>—</b>

### FOOD ITEMS:

Grains/cereals*	Meat	Eggs
Legumes and nuts	Poultry	Oil*
Roots/tubers	Fish	Salt*
Green, leafy vegetables		

\* fortified

### FOOD SOURCES:

<b>93% Purchased (domestic)</b>	<b>5% In-kind (domestic)</b>
0% Purchased (foreign)	<b>2% In-kind (foreign)</b>

### NOTES:

The program was universal for kindergarten learners enrolled in the 18 provinces identified as at risk in the Philippine Plan of Action for Nutrition. 65% of the food purchased for the program was bought from local sources. This program started in 2004.

## SCHOOL MEALS IN MAGUINDANAO (WORLD FOOD PROGRAM FEEDING PROGRAM)

**Lead implementer(s):** Department of Education

### OBJECTIVES:

- To meet educational goals

### MODALITIES OF PROVIDING STUDENTS WITH FOOD:

- In-school meals

### TARGETING:

Universal (within this province); 75–99% of the target achieved

### HOW MANY STUDENTS RECEIVED SCHOOL FOOD IN 2018-19 SCHOOL YEAR?

School level	# Students	% Girls	% Boys
Pre-school	N/A		
Primary school	46,834	51%	49%
Secondary school	N/A		
<b>Total</b>	<b>46,834</b>	<b>51%</b>	<b>49%</b>

### FOOD ITEMS:

Grains/cereals*	Legumes and nuts	Oil*
* fortified		

### FOOD SOURCES:

0 - Purchased (domestic)	0 - In-kind (domestic)
0 - Purchased (foreign)	<b>Yes - In-kind (foreign)</b>

### NOTES:

The World Food Program funded and implemented this program in 30 public schools not covered by the government program, at a cost of 886,000 USD. A pipeline break resulted in a 45% shortfall, preventing the program from reaching its target. Parents were involved on a voluntary basis, some acted as cooks on a specific schedule while others were tasked with providing food/ingredients. Although it was not required that cooks have prior training, the (local) Education department conducted trainings through their School Based Feeding Program.

