

## SCHOOL MEAL/FEEDING PROGRAM(S)

**Most recently completed school year:**  
September 2017 – June 2018 (165 school days)

- Integrated Program for Sustainable School Canteens (Programme integre de pérennisation des cantines scolaires)
- World Food Program/McGovern-Dole Food for Education

**Lead Agency:** Ministry of National Education, Co-lead World Food Program

## NATIONAL LAWS, POLICIES, AND STANDARDS

- ☒ National school feeding policy
- ☒ Nutrition
- ☒ Food safety
- ☒ Agriculture
- ☐ Private sector involvement

Line item in the national budget... ☒ Yes ☐ No ☐ NR

### BUDGET

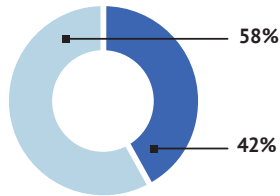
Total:  
USD 15,414,327

☐ National government:  
USD 8,997,229

☒ International donors\*:  
USD 6,417,098

☐ Private sector: USD 0

☒ Other donors: USD 0



\*Contributions by United Nations agencies or non-governmental organizations often represent funding from multiple donors.

## INFRASTRUCTURE

Most of the schools have clean water, dedicated eating spaces and kitchens. Some schools have electricity and latrines. Very few schools have piped water and flush toilets.

## SPECIAL NOTES

Some data from UNESCO was used to complete this report.

NR = No Response

## MEALS/SNACKS/MODALITY

- |   |   |
|---|---|
| <input type="checkbox"/> Breakfast        | <input type="checkbox"/> Snacks                       |
| <input checked="" type="checkbox"/> Lunch | <input checked="" type="checkbox"/> Take-home rations |
| <input type="checkbox"/> Dinner           | <input type="checkbox"/> Conditional cash transfer    |
- 
- |  |   |
|--|---|
| <input checked="" type="checkbox"/> Grains/cereals   | <input checked="" type="checkbox"/> Fish                    |
| <input checked="" type="checkbox"/> Roots, tubers    | <input checked="" type="checkbox"/> Green, leafy vegetables |
| <input checked="" type="checkbox"/> Legumes and nuts | <input type="checkbox"/> Other vegetables                   |
| <input type="checkbox"/> Dairy products              | <input type="checkbox"/> Fruits                             |
| <input type="checkbox"/> Eggs                        | <input checked="" type="checkbox"/> Oil                     |
| <input type="checkbox"/> Meat                        | <input checked="" type="checkbox"/> Salt                    |
| <input type="checkbox"/> Poultry                     | <input checked="" type="checkbox"/> Sugar                   |

**Prohibited food items:** All foods that may be harmful to children's health (packaged, preserved, manufactured...) are not allowed in and around the school.

## FOOD SOURCES

- |  |  |
|--|--|
| <input checked="" type="checkbox"/> Purchased (domestic) | <input checked="" type="checkbox"/> In-kind (domestic) |
| <input type="checkbox"/> Purchased (foreign)             | <input checked="" type="checkbox"/> In-kind (foreign)  |

## COMPLEMENTARY ACTIVITIES

- |   |  |
|---|--|
| <input checked="" type="checkbox"/> Handwashing with soap | <input type="checkbox"/> Hearing testing/treatment |
| <input type="checkbox"/> Height measurement               | <input type="checkbox"/> Dental cleaning/testing   |
| <input checked="" type="checkbox"/> Weight measurement    | <input type="checkbox"/> Menstrual hygiene         |
| <input checked="" type="checkbox"/> Deworming treatment   | <input checked="" type="checkbox"/> Drinking water |
| <input type="checkbox"/> Eye testing/eyeglasses           | <input type="checkbox"/> Water purification        |

## COMPLEMENTARY EDUCATION PROGRAMS

### EDUCATION

- ☒ Nutrition
- ☒ Health
- ☒ Food and agriculture
- ☒ Reproductive health
- ☒ Hygiene
- ☒ HIV prevention

☒ = mandatory

### OTHER

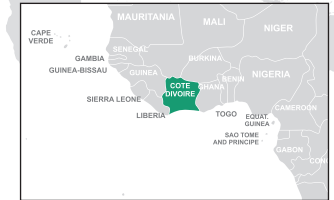
- ☒ School gardens
- ☒ Physical education

The checked and highlighted items are reported as required, though they may not be uniformly implemented.



GCNF is a non-political, non-profit entity incorporated in 2006. Funding for this survey and a follow-up survey in 2021 is being provided, in part, by the United States Department of Agriculture under agreement number FX18TA-10960G002.

# REPUBLIC OF Côte d'Ivoire



## SCHOOL MEAL PROGRAMS

### CHILDREN RECEIVING FOOD, 2017-18

School level	Total #	# Enrolled	# Receiving Food
Primary school	4,371,052	4,003,884	987,704
Secondary school	3,837,141	1,898,243	N/A
<b>Total</b>	<b>8,208,193</b>	<b>5,902,127</b>	<b>987,704</b>

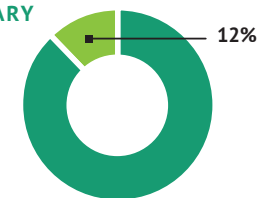


### COVERAGE: PRIMARY AND SECONDARY SCHOOL-AGE CHILDREN

Total number primary and secondary school-age children: 8,208,193

Receiving school food: 987,704

- Food was also provided to some students in
- ☐ Pre-schools
  - ☐ Vocational/trade schools
  - ☐ University/higher education
  - ☐ Other



## NUTRITION

School feeding program(s) include/involve the following:

- ☒ **Fortified foods**
- ☐ Bio-fortified foods
- ☐ Micronutrient supplements
- ☒ **Nutritionists involved**
- ☒ **Special training for cooks/caterers in nutrition**
- ☒ **Objective to meet nutritional goals**
- ☒ **Objective to reduce obesity**

### Food items fortified:

Oil, salt, fish

### Micronutrients added to fortified foods:

Iron, Vitamin A, Iodine, Calcium, Phosphorus

## ADDITIONAL INFORMATION

The National Nutrition Council (CNN), attached to the Prime Minister's Office, coordinates all nutrition-related activities in the country; school menus are prepared by universities and are based on local foods. The food basket for the Integrated Program is very diverse; in the McGovern-Dole program, a nutritionist is involved, and the three donated commodities are fortified. Cooks are trained in nutrition, menu planning, food safety, and portion/measurements. Côte d'Ivoire reported that obesity is not considered as a health issue.

## AGRICULTURE, EMPLOYMENT, AND COMMUNITY PARTICIPATION

### Jobs created by school feeding programs

<b>10,758</b>	Cooks and food preparers
NR	Transporters
NR	Off-site processors
<b>20</b>	Food packagers and handlers
NR	Monitoring
NR	Food service management
NR	Safety and quality inspectors
NR	Other

### Farmers were involved with the school feeding program(s)...

☒ Yes ☐ No ☐ NR

### Other private sector (for profit) actors were involved...

☒ Yes ☐ No ☐ NR

### There was a focus on creating jobs or leadership or income-generating opportunities for...

- ☒ **Women**
- ☐ Youth
- ☐ Other groups

### There was community engagement (by parents or others) in the school feeding program(s)

☒ Yes ☐ No ☐ NR

## ADDITIONAL INFORMATION

All cooks were paid in cash by the local community; 75–100% of the cooks were women. The cooks received 5 FCFA per meal served as remuneration. Communities contributed food and non-food items, and parents paid partial price of students' meals in the Integrated Program. The program established micro-agricultural projects around school canteens for the benefit of women's groups (70% of their production can be sold for their benefit).

## CONTACTS: CÔTE D'IVOIRE

**Agency:** Ministry of National Education

**Website:** <http://www.gouv.ci/Main.php>

**Email:** cantinesscolaires@gmail.com

## SUCCESSSES AND CHALLENGES

Côte d'Ivoire reported recent positive developments and successes, including: A new Centre of Excellence against Hunger and Malnutrition in West and Central Africa was established in Abidjan; the fourth annual celebration of the Africa Day of School Feeding took place in Côte d'Ivoire; the U.S. Department of Agriculture awarded a McGovern-Dole grant for school feeding in the country; the program benefited from a Systems Approach for Better Education Results (SABER) workshop in 2016; national policy and strategy documents on school feeding were elaborated; the program benefited from community engagement; and the program's institutional home was re-established in the Ministry of National Education following a period of civil strife in the country.

Challenges reported were a budget reduction; the insufficient number of feeding days and inability to cover all the schoolchildren due to lack of funding; difficulty mobilizing external funds; weakness of the multi-sector coordination plan; and inconsistent implementation of deworming.

## STUDIES CONDUCTED

Study of the impact of school canteens on the schooling of public primary schoolchildren in Côte d'Ivoire, authored by the National Directorate of School meals and World Food Program, 2003. (The study showed multiple benefits); The route to sustainability of school canteens, by JFL consultants, June 2016.

## RESEARCH NEEDED

- a) Evaluation of the Integrated Program for Sustainable School Canteens;
- b) Study of the cost of the program and funding of the national school feeding policy;
- c) Study on the conditions for sustainability of school canteens based on local dishes.;
- d) Nutritional assessment of meals made of local food

## INTEGRATED PROGRAM FOR SUSTAINABLE SCHOOL CANTEENS

**Lead implementer(s):** Ministry of National Education

### OBJECTIVES:

- To meet educational goals
- To provide a social safety net
- To meet nutritional and/or health goals
- To prevent or mitigate obesity
- To meet agricultural goals

### MODALITIES OF PROVIDING STUDENTS WITH FOOD:

- In-school meals
- Two times per week for two months

### TARGETING:

Geographic, Individual student characteristics

### HOW MANY STUDENTS RECEIVED SCHOOL FOOD IN 2017-18 SCHOOL YEAR?

School level	# Students	% Girls	% Boys
Pre-school	N/A		
Primary school	851,443	47%	53%
Secondary school	N/A		
<b>Total</b>	<b>851,443</b>	<b>47%</b>	<b>53%</b>

### FOOD ITEMS:

Grains/cereals	Fish*	Salt*
Legumes and nuts	Green, leafy vegetables	
Roots/tubers	Oil*	* fortified

### FOOD SOURCES:

<b>89% Purchased (domestic)</b>	<b>11% In-kind (domestic)</b>
0% Purchased (foreign)	0% In-kind (foreign)

### NOTES:

This national program began in 1989 and was designed to be community-based. An early example of "home-grown school feeding" in Africa, women's agricultural groups were established to ensure the program's sustainability. Procurement procedures give preferential treatment to smallholders, and much of the food for the program comes from the women's groups. From 2002 to 2010, due to military-civilian conflict, the World Food Program managed program implementation in the Central, North, and West regions of the country. In the 2017-2018 school year covered in this report, the program suffered from severe budget constraints: Canteens were only operative for 42% of schools and for only 18 of 165 school days. Community donations allowed for some additional feeding, as well.

## WFP PROGRAM/MCGOVERN-DOLE FOOD FOR EDUCATION

**Lead implementer(s):** World Food Program with the School Feeding Directorate (Direction des Cantines Scolaires)

### OBJECTIVES:

- To meet educational goals
- To provide a social safety net
- To meet nutritional and/or health goals
- To meet agricultural goals

### MODALITIES OF PROVIDING STUDENTS WITH FOOD:

- In-school meals, five times per week during the nine-month school year
- Take-home rations, quarterly distribution (every three months, but only for girls in the 5th and 6th level of primary school)

### TARGETING:

Geographic, Individual student characteristics

### HOW MANY STUDENTS RECEIVED SCHOOL FOOD IN 2017-18 SCHOOL YEAR?

School level	# Students	% Girls	% Boys
Pre-school	N/A		
Primary school	125,000	47%	53%
Secondary school	N/A		
<b>Total</b>	<b>125,000</b>	<b>47%</b>	<b>53%</b>

### FOOD ITEMS:

Grains/cereals*	Legumes and nuts	Oil*
		* fortified

### FOOD SOURCES:

0% Purchased (domestic)	0% In-kind (domestic)
0% Purchased (foreign)	<b>100% In-kind (foreign)</b>

### NOTES:

The commodities used in the program are fortified. In the interest of sustainability and transition to government ownership, the program supports women's agricultural groups in conjunction with the Ministry of Agriculture's National Agency for Rural Development Support (ANADER). ANADER provides critical inputs, training, marketing support, and more. Take-home rations (fortified grains/cereals) were provided to 10,432 girls in levels 5 and 6 in 280 primary schools that were selected based on girls' attendance, dropout, and completion rates.

