

SCHOOL MEAL/FEEDING PROGRAM(S)

Most recently completed school year:
October 2017 – June 2018 (180 days)

- Support for Primary Education and Girls' Education

Lead Agency: Directorate of School Feeding, Nutrition, and Health

NATIONAL LAWS, POLICIES, AND STANDARDS

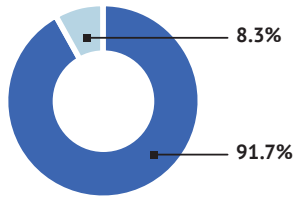
- ☒ National school feeding policy
- ☐ Nutrition
- ☐ Food safety
- ☐ Agriculture
- ☐ Private sector involvement

Line item in the national budget... ☒ Yes ☐ No ☐ NR

BUDGET

Total:
USD

- National government: USD 300,806
- International donors*: USD 3,338,455
- Private sector: USD 0
- Other donors: USD 0



*Contributions by United Nations agencies or non-governmental organizations often represent funding from multiple donors.

INFRASTRUCTURE

Very few schools in Chad have access to electricity, running and potable water, latrines, or cafeterias (dedicated eating spaces). However, all participating schools have kitchens (either closed or open cooking areas). Charcoal or wood stoves are used for cooking.

SPECIAL NOTES

Some data from UNESCO was used to complete this report.

NR = No Response

MEALS/SNACKS/MODALITY

- ☐ Breakfast
 - ☒ Lunch
 - ☐ Dinner
 - ☐ Snacks
 - ☒ Take-home rations
 - ☐ Conditional cash transfer
-
- ☒ Grains/cereals
 - ☐ Roots, tubers
 - ☒ Legumes and nuts
 - ☐ Dairy products
 - ☐ Eggs
 - ☐ Meat
 - ☐ Poultry
 - ☐ Fish
 - ☐ Green, leafy vegetables
 - ☐ Other vegetables
 - ☐ Fruits
 - ☒ Oil
 - ☒ Salt
 - ☒ Sugar

Prohibited food items: Pork / pork-based products

FOOD SOURCES

- ☒ Purchased (domestic)
- ☐ Purchased (foreign)
- ☒ In-kind (domestic)
- ☒ In-kind (foreign)

COMPLEMENTARY ACTIVITIES

- ☒ Handwashing with soap
- ☐ Height measurement
- ☐ Weight measurement
- ☒ Deworming treatment
- ☐ Eye testing/eyeglasses
- ☐ Hearing testing/treatment
- ☐ Dental cleaning/testing
- ☒ Menstrual hygiene
- ☒ Drinking water
- ☐ Water purification

COMPLEMENTARY EDUCATION PROGRAMS

EDUCATION

- ☒ Nutrition
- ☒ Health
- ☐ Food and agriculture
- ☐ Reproductive health
- ☒ Hygiene
- ☒ HIV prevention

OTHER

- ☐ School gardens
- ☒ Physical education

The checked and highlighted items are reported as required, though they may not be uniformly implemented.

☒ = mandatory



GCNF is a non-political, non-profit entity incorporated in 2006. Funding for this survey and a follow-up survey in 2021 is being provided, in part, by the United States Department of Agriculture under agreement number FX18TA-10960G002.

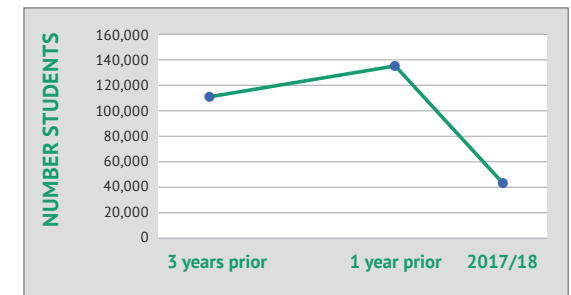
REPUBLIC OF Chad



SCHOOL MEAL PROGRAMS

CHILDREN RECEIVING FOOD, 2017-18

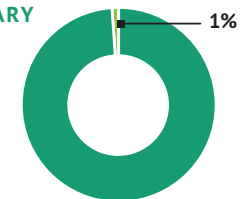
School level	Total #	# Enrolled	# Receiving Food
Primary school	2,853,250	2,213,223	43,788
Secondary school	2,139,463	535,112	0
Total	4,992,713	2,748,335	43,788



COVERAGE: PRIMARY AND SECONDARY SCHOOL-AGE CHILDREN

Total number primary and secondary school-age children: 4,992,713

Receiving school food: 43,788



Food was also provided to some students in

- ☐ Pre-schools
- ☐ Vocational/trade schools
- ☐ University/higher education
- ☐ Other

NUTRITION

School feeding program(s) include/involve the following:

- ☒ **Fortified foods**
- ☐ Bio-fortified foods
- ☒ **Micronutrient supplements**
- ☒ **Nutritionists involved**
- ☐ Special training for cooks/caterers in nutrition
- ☐ Objective to meet nutritional goals
- ☐ Objective to reduce obesity

Food items fortified:

Oil, Salt

Micronutrients added to fortified foods:

Vitamin A, Iodine

ADDITIONAL INFORMATION

The school feeding program provides training for cooks on the topics of nutrition, portions/measures, menu planning, and food safety and hygiene. Obesity is not considered to be a problem.

AGRICULTURE, EMPLOYMENT, AND COMMUNITY PARTICIPATION

Jobs created by school feeding programs

- NR Cooks and food preparers
- NR Transporters
- NR Off-site processors
- NR Food packagers and handlers
- NR Monitoring
- NR Food service management
- NR Safety and quality inspectors
- NR Other

Farmers were involved with the school feeding program(s)...

- ☐ Yes ☒ No ☐ NR

Other private sector (for profit) actors were involved...

- ☐ Yes ☒ No ☐ NR

There was a focus on creating jobs or leadership or income-generating opportunities for...

- ☒ **Women**
- ☐ Youth
- ☐ Other groups

There was community engagement (by parents or others) in the school feeding program(s)

- ☒ Yes ☐ No ☐ NR

ADDITIONAL INFORMATION

The program involves women mainly in the tasks of preparing and cooking food, and they receive some in-kind payment. Women have some leadership roles through the Association of Mothers of Pupils. Although the program includes open-bid (competitive tendering) procedures for the purchase of food, small-scale farmers and companies did not successfully compete.

CONTACTS: CHAD

Agency: Ministry of Education

Website: N/A

Email: N/A

SUCCESSSES AND CHALLENGES

There have been several positive developments in the school feeding program, including the promotion of improved stoves in school canteens to combat environmental degradation, a school gardens initiative, and the celebration of the Africa Day of School Feeding, which was organized in Chad. School feeding is found to improve school enrollment rates, help students and keep girls in school, and combat the practice of early marriage.

Challenges related to school feeding include an insufficient budget and even a reduction in the resources allocated to the school feeding program, inadequate training of implementing actors, few teachers trained in participating schools, difficulty monitoring the operational activities, and some mismanagement of food. Chad faces recurrent food shortages and is host to thousands of refugees from neighboring countries.

STUDIES CONDUCTED

2015 SABER Report (Systems Approach for Better Education Results)

RESEARCH NEEDED

Study on the sustainability of school feeding in Chad

SUPPORT FOR PRIMARY EDUCATION AND GIRLS' EDUCATION

Lead implementer(s): Directorate of School Feeding, Nutrition, and Health

OBJECTIVES:

- To meet educational goals

MODALITIES OF PROVIDING STUDENTS WITH FOOD:

- In-school meals and take-home rations
- Meals are prepared five times per week during the school year

TARGETING:

Geographic (targeted toward vulnerable zones); Take-home rations are given to girl students

HOW MANY STUDENTS RECEIVED SCHOOL FOOD IN 2017-18 SCHOOL YEAR?

School level	# Students	% Girls	% Boys
Pre-school	N/A		
Primary school	43,788	—	—
Secondary school	N/A		
Total	43,788	—	—

FOOD ITEMS:

Grains/cereals	Sugar	Salt*
Legumes and nuts	Oil*	
* fortified		

FOOD SOURCES:

Yes - Purchased (domestic)	Yes - In-kind (domestic)
0 - Purchased (foreign)	Yes - In-kind (foreign)

NOTES:

This is a government program funded mostly by the World Food Program through funds mobilized from its donors. The national government recently allocated a multi-year cash outlay for the local procurement of grains for the school feeding program. Though the community provides some in kind support to the program, it still struggles to involve farmers in regions where agricultural production is possible.

