

SCHOOL MEAL/FEEDING PROGRAM(S)

Most recently completed school year:
September 2017 – June 2018 (200 days)

- National School Nutrition Program

Lead Agency: Ministry of Education (General Directorate of Nutrition)

NATIONAL LAWS, POLICIES, AND STANDARDS

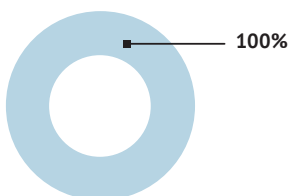
- ☒ National school feeding policy
- ☐ Nutrition
- ☒ Food safety
- ☐ Agriculture
- ☐ Private sector involvement

Line item in the national budget... ☒ Yes ☐ No ☐ NR

BUDGET

Total:
USD 55,368,086

- National government:
USD 55,368,086
- International donors*:
NR
- Private sector: NR
- Other donors: NR



**Contributions by United Nations agencies or non-governmental organizations often represent funding from multiple donors.*

INFRASTRUCTURE

It was reported that all schools have electricity, clean water, and piped water. Most schools have latrines but very few have dedicated eating spaces/cafeterias. Only 2% of program schools reported having on-site kitchens with amenities.

SPECIAL NOTES

Egypt's school feeding program started in 1942. The school feeding policy covers all school children from 4 to 12 years of age in the border regions.

The total budget reported above excludes the external funding and technical support provided by the United Nations World Food Program (WFP) and contributions of the Food Bank. Some data from UNESCO was used to complete this report.

NR = No Response

MEALS/SNACKS/MODALITY

- ☐ Breakfast
- ☐ Lunch
- ☐ Dinner
- ☒ Snacks
- ☐ Take-home rations
- ☐ Conditional cash transfer

- ☐ Grains/cereals
- ☐ Roots, tubers
- ☐ Legumes and nuts
- ☐ Dairy products
- ☐ Eggs
- ☐ Meat
- ☐ Poultry
- ☐ Fish
- ☐ Green, leafy vegetables
- ☐ Other vegetables
- ☐ Fruits
- ☐ Oil
- ☐ Salt
- ☐ Sugar
- ☒ Other: Ma'amool (a baked food item made with dates)

Prohibited food items: Pastries and soft drinks

FOOD SOURCES

- ☐ Purchased (domestic)
- ☐ Purchased (foreign)
- ☒ Other
- ☒ In-kind (domestic)
- ☒ In-kind (foreign)

COMPLEMENTARY ACTIVITIES

- ☒ Handwashing with soap
- ☐ Height measurement
- ☐ Weight measurement
- ☒ Deworming treatment
- ☐ Eye testing/eyeglasses
- ☐ Hearing testing/treatment
- ☐ Dental cleaning/testing
- ☐ Menstrual hygiene
- ☐ Drinking water
- ☒ Water purification

COMPLEMENTARY EDUCATION PROGRAMS

EDUCATION

- ☒ Nutrition
- ☒ Health
- ☐ Food and agriculture
- ☐ Reproductive health
- ☒ Hygiene
- ☐ HIV prevention

OTHER

- ☐ School gardens
- ☐ Physical education

The checked and highlighted items are reported as required, though they may not be uniformly implemented.

☒ = mandatory



GCNF is a non-political, non-profit entity incorporated in 2006. Funding for this survey and a follow-up survey in 2021 is being provided, in part, by the United States Department of Agriculture under agreement number FX18TA-10960G002.

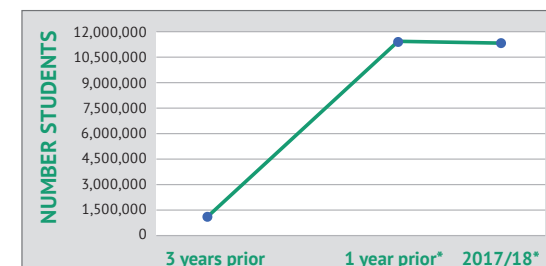
THE ARAB REPUBLIC OF Egypt



SCHOOL MEAL PROGRAMS

CHILDREN RECEIVING FOOD, 2017-18

School level	Total #	# Enrolled	# Receiving Food
Primary school	12,325,262	12,161,376	9,769,528
Secondary school	10,531,907	8,938,257	393,655
Total	22,857,169	21,099,633	10,163,183

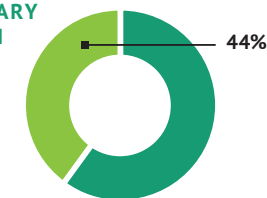


**These numbers include about 875,000 pre-school and 165,000 special education students.*

COVERAGE: PRIMARY AND SECONDARY SCHOOL-AGE CHILDREN

Total number primary and secondary school-age children: 22,857,169

Receiving school food:
10,163,183



- Food was also provided to some students in
- ☒ Pre-schools (873,163)
 - ☐ University/higher education
 - ☒ Other (Special Education - 164,899)
 - ☐ Vocational/trade schools

NUTRITION

School feeding program(s) include/involve the following:

- ☐ Fortified foods
- ☐ Bio-fortified foods
- ☒ Micronutrient supplements
- ☒ Nutritionists involved
- ☐ Special training for cooks/caterers in nutrition
- ☒ Objective to meet nutritional goals
- ☐ Objective to reduce obesity

Food items fortified:

No

Micronutrients added to fortified foods:

Iron, Vitamin A, Iodine

ADDITIONAL INFORMATION

In the 2017/18 school year, nutritionists from the Ministry of Education, National Institute of Nutrition, and Food Safety Authority were involved with the school feeding program.

Complementary programs that were provided to school feeding program recipients included handwashing with soap, deworming treatment, and water purification.

AGRICULTURE, EMPLOYMENT, AND COMMUNITY PARTICIPATION

Jobs created by school feeding programs

- NR Cooks and food preparers
- NR Transporters
- NR Off-site processors
- NR Food packagers and handlers
- NR Monitoring
- NR Food service management
- NR Safety and quality inspectors
- NR Other

Farmers were involved with the school feeding program(s)...

- ☐ Yes ☒ No ☐ NR

Other private sector (for profit) actors were involved...

- ☐ Yes ☐ No ☒ NR

There was a focus on creating jobs or leadership or income-generating opportunities for...

- ☐ Women
- ☐ Youth
- ☐ Other groups

There was community engagement (by parents or others) in the school feeding program(s)

- ☐ Yes ☒ No ☐ NR

ADDITIONAL INFORMATION

It was reported that even though there was no community engagement (by parents or others), civil society was involved in the school feeding program.

CONTACTS: EGYPT

Agency: Ministry of Education and Technical Education

Website: <http://portal.moe.gov.eg/eng/Pages/default.aspx>

Email: secucent@mail.moe.gov.eg

SUCCESSES AND CHALLENGES

Egypt did not report on the successes and strengths of the program, but did report that school feeding activities were halted due to an emergency caused by conditions suspected of causing food poisoning.

STUDIES CONDUCTED

NR

RESEARCH NEEDED

NR

NATIONAL SCHOOL NUTRITION PROGRAM

Lead implementer(s): Ministry of Education (General Directorate of Nutrition)

OBJECTIVES:

- To meet educational goals
- To provide a social safety net
- To meet nutritional and/or health goals

MODALITIES OF PROVIDING STUDENTS WITH FOOD:

- In-school snacks

TARGETING:

Students between the ages of 4–12 years old

HOW MANY STUDENTS RECEIVED SCHOOL FOOD IN 2017-18 SCHOOL YEAR?

School level	# Students	% Girls	% Boys
Pre-school	873,163	—	—
Primary school	9,769,528	—	—
Secondary school	393,655	—	—
Special Education	164,899	—	—
Total	11,201,245	—	—

FOOD ITEMS:

Ma'amool baked food item with dates

* fortified

FOOD SOURCES:

0% Purchased (domestic)	2.6% In-kind (domestic)
0% Purchased (foreign)	11.8% In-kind (foreign)
85.6% Other	

NOTES:

The program used a processed and packaged baked food item with dates. purchased from in-country processors. The UN World Food Program (WFP) and Food Bank provided in-kind food for the program, and the Ministry of Health supervised the (sealed) food storage conditions.

